

Deutsche Bank



# Green Financing Instruments Report 2020

# Deutsche Bank's Green Financing Framework summary

In its Green Financing Framework Deutsche Bank committed to publish relevant information and documents regarding its green financing instrument activities that detail their allocation and impact.

This report covers these activities in the year 2020. The table below provides a summary of Deutsche Bank's Green Financing Framework.

Component	Detail
Use of proceeds	<p><b>Eligible for Green Asset Pool/SDG* mapping:</b></p> <p><b>Renewable Energy: SDG 7: Affordable and clean energy, SDG 13: Climate action</b> Loans or investments in corporations, assets or projects related to renewable energy projects, including, but not limited to, wind (onshore/offshore), solar (photovoltaic/concentrated solar power) and bio-mass.</p> <p><b>Eligibility requirements according to the final taxonomy report of the Technical Expert Group on Sustainable Finance (March 2020):</b></p> <ul style="list-style-type: none"> <li>Asset/project loans: overarching, technology-agnostic emissions threshold of 100g of CO<sub>2</sub>e per kWh declining to 0g of CO<sub>2</sub>e per kWh by 2050 for all types of electricity production (life cycle impact for producing 1 kWh of electricity)</li> <li>Biomass-specific: facilities operating above 80 % of greenhouse gas (GHG) emissions reduction in relation to the relative fossil fuel comparator set out in the Directive (EU) 2028/2001 (RED II) increasing to 100 % by 2050</li> </ul> <p><b>Energy Efficiency: SDG 7: Affordable and clean energy, SDG 13: Climate action</b> Loans or investments in corporations, assets or projects related to the development and implementation of products or technology that reduce the use of energy. Examples include, but are not limited to: energy efficient lighting (e.g. LEDs), energy storage (e.g. fuel cells), improvement in energy services (e.g. smart grid meters).</p> <p><b>Eligibility requirements according to the final taxonomy report of the Technical Expert Group on Sustainable Finance (March 2020):</b></p> <ul style="list-style-type: none"> <li>Energy efficiency is mentioned across various activities; as such, no general threshold can be applied, and decisions need to be made on a case-by-case basis depending on the sector and activity specific background</li> </ul> <p><b>Green Buildings: SDG 7: Affordable and clean energy, SDG 11: Sustainable cities and communities</b> Loans or investments in assets or projects related to the construction of new buildings, operation of existing buildings or renovation of existing buildings (with a minimum energy efficiency upgrade) in the commercial real estate sector.</p> <p><b>Construction of new commercial buildings which meet at least one of the following criteria:</b></p> <ul style="list-style-type: none"> <li>Certification with a minimum of Leadership in Energy and Environmental Design (LEED) "Gold", Building Research Establishment Environmental Assessment Method (BREEAM) "Excellent", or where needed, any other certification that is comparable to the above thresholds</li> <li>Buildings in the top 15% of low carbon buildings in the respective country (if benchmarks exist)</li> </ul> <p><b>Renovation of existing buildings which meet the following criteria:</b></p> <ul style="list-style-type: none"> <li>Energy savings of at least 30% in comparison to the baseline performance of the building before the renovation</li> </ul> <p>Buildings that are used for the purpose of occupation by fossil fuel extraction or manufacturing of fossil fuel activities are explicitly excluded.</p> <p><b>Eligibility requirements according to the final taxonomy report of the Technical Expert Group on Sustainable Finance (March 2020):</b></p> <ul style="list-style-type: none"> <li>New buildings (initially): net primary energy demand of a new structure must be at least 20 % lower than the primary energy demand resulting from the relevant nearly zero-energy buildings requirements.</li> <li>Renovation: when compliant with energy performance standards set in the applicable building regulations for "major renovations" transposing the Energy Performance of Buildings Directive or achieving energy savings of at least 30 % in comparison to the building's baseline performance prior to renovation.</li> </ul> <p><b>Excluded from Green Asset Pool:</b></p> <ul style="list-style-type: none"> <li>Fossil fuels (exploration and production)</li> <li>Nuclear and nuclear-related technologies</li> <li>Weapons, alcohol, tobacco, gambling, adult entertainment</li> <li>Deforestation and degradation of forests</li> </ul>
Project evaluation and selection	<ul style="list-style-type: none"> <li>Green asset screening and pre-selection</li> <li>Preselection of eligible assets by Deutsche Bank businesses based on category-specific selection criteria</li> <li>Semi-annual validation of preselected assets by Deutsche Bank Green Financing Forum</li> <li>Annual evaluation through external verifier of Green Asset Pool's compliance with the Green Financing Framework criteria</li> </ul>
Management of proceeds	<ul style="list-style-type: none"> <li>An amount corresponding to the net proceeds of Deutsche Bank's green financing instruments is used to finance our Green Asset Pool</li> <li>Selected and validated eligible green assets are recorded in the Deutsche Bank Green Asset Inventory</li> <li>Routine internal monitoring of Deutsche Bank Green Asset Inventory to detect potential shortfalls and take corrective action</li> </ul>
Reporting	<p>Annual publication of Green Financing Report on the Investor Relations website including</p> <ul style="list-style-type: none"> <li>i) allocation reporting and ii) impact reporting</li> </ul>

\* SDG = United Nations Sustainable Development Goals

# Asset allocation and impact reporting

## First Green Bond

In June 2020, we issued our inaugural senior preferred green bond raising € 500 million. This bond has a coupon of 1.375%, matures in 2026 and has an issuer call right in 2025. Market reception was very positive with a more than 9-times oversubscribed orderbook consisting of over 200 different investors.

## Second Green Bond

In March 2021, we issued a second green bond, an \$ 800 million senior preferred bond that matures in 2026 with a coupon of 1.686%. The market reception was also very positive with more than 100 investors subscribing.



## Allocation report as of December 31, 2020\*

### Eligible Green Asset Portfolio

Asset Category	Number of loans	Funded amount (€)
Renewable Energy		
Solar	21	546,672,654
Wind	6	64,551,929
Biomass	2	33,483,376
Energy Efficiency		
Efficient Lighting	1	42,607,793
Green Buildings		
Commercial Real Estate	15	1,971,624,945
<b>Total</b>	<b>45</b>	<b>2,658,940,697</b>

### Green Liabilities

Instrument Type	ISIN	Issue Date	Due Date	Principal (€)	Amount (€)
Benchmark Bond	DE000DL19VD6	10.06.2020	10.06.2026	500m	500,000,000
Structured Notes	XS2011154692	30.09.2020	30.09.2026	8.42m	8,421,000
	XS2011154775	15.10.2020	30.09.2024	4.89m	4,889,700
	XS2011154932	23.10.2020	27.10.2026	8.02m	8,017,000
<b>Total</b>					<b>521,327,700</b>

Net Proceeds of Green Liabilities allocated to Eligible Green Assets

100 %

Percentage of Eligible Green Asset Portfolio allocated (usage)

20 %

Unallocated eligible Green Asset Portfolio

2,137,612,997 €

On December 23, 2020, ISS ESG provided a second party opinion on our Green Financing Framework and Green Asset Pool. The assessment is published on our Investor Relations website: [db.com/ir/en/green-financing.htm](https://db.com/ir/en/green-financing.htm)

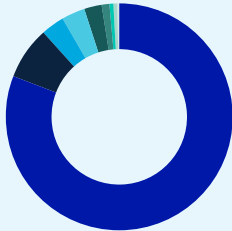
\* Foreign currencies were converted to € based on conversion rate as of December 31, 2020

# Composition of our Green Asset Pool

All amounts in millions of euros\*

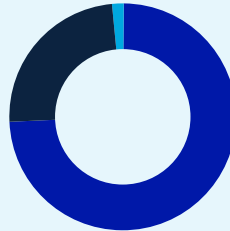
## Total Asset Pool

Funded amount by country



United States	2,103
Canada	218
Japan	98
Chile	94
Spain	80
Netherlands	29
United Kingdom	20
Taiwan	10
Italy	7

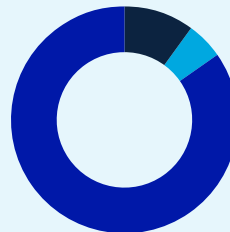
Funded amount by eligible asset category



Green Buildings	1,972
Renewable Energy	645
Energy Efficiency	43

## Renewable Energy

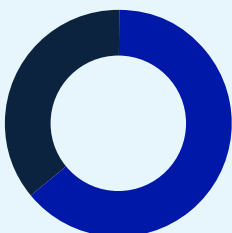
Funded amount by renewable energy technology



Solar	547
Wind	65
Biomass	33

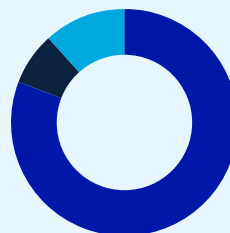
## Green Buildings

Funded amount by certification



LEED** Gold	1,429
LEED** Platinum	542

Funded amount by CRE type



Office	1,549
Enclosed Mall	259
Hotel	164

\* Due to rounding, numbers may not sum precisely to the totals provided; foreign currencies were converted to € based on conversion rate as of December 31, 2020.

\*\* Leadership in Energy and Environmental Design

# Impact report for the period January 1 - December 31, 2020

Our impact reporting is based on a set of commonly used core indicators:

- Expected annual reduction in greenhouse gas (GHG) emissions (metric tons of CO<sub>2</sub>e)
- Annual renewable energy produced or forecasted (kWh)
- Installed capacity of renewable energy constructed or rehabilitated (MW)
- Final energy savings for Green Buildings (kWh)

## Renewable Energy

A borrower's technical due diligence report to the lender must include a renewable energy project's GHG footprint, anticipated capacity in MW, and anticipated energy production in MWh. The annual reduction in GHG emissions is calculated in metric tons of CO<sub>2</sub>e per year based on the average carbon intensity (grams of CO<sub>2</sub> per kWh) of the electricity mix of the country where the project is located<sup>1</sup>.

It is commonly assumed that renewable energy assets have zero or negligible absolute emissions except in the case of hydropower assets that have a large storage reservoir. For the project category "Energy Efficiency" no impact estimations has been calculated due to a lack of reliable data.

## Green Buildings

We commissioned Drees & Sommer, a leading real estate consultant and project management firm, to evaluate the impact of portfolio assets classified as Commercial Real Estate (CRE). CRE assets' eligibility is subject to our Green Financing Framework<sup>2</sup>. Their reductions in energy consumption and GHG emissions are calculated by comparison with national reference benchmarks for energy and carbon. The final impact represents an estimate.

## Our green financing impact\*

Project category	Allocated amount (in €)	Share of portfolio financing (in %)	Final energy savings (kWh/year)	Installed capacity (in kWh)	Production (in kWh/year)	CO <sub>2</sub> avoidance (t CO <sub>2</sub> /year)
<b>Renewable Energy</b>						
Solar	546,672,654	21	n/a	2,493,800	10,820,303,933	1,340,021
Wind	64,551,929	2	n/a	2,579,280	8,810,000,000	377,675
Biomass	33,483,376	1	n/a	65,300	479,373,000	76,134
<b>Energy Efficiency</b>						
Efficient Lighting	42,607,793	2	n/a**	n/a	n/a	n/a**
<b>Green Buildings</b>						
Commercial Real Estate***	1,971,624,945	74	44,405,552	n/a	n/a	13,653
<b>Total</b>	<b>2,658,940,697</b>	<b>100</b>	<b>44,405,552</b>	<b>5,138,380</b>	<b>20,109,676,933</b>	<b>1,807,483</b>

\* Due to rounding, numbers may not sum precisely to the totals provided and percentages may not precisely reflect the absolute figures. Foreign currencies were converted to € based on conversion rate as of December 31, 2020

\*\* Due to insufficient data and/or estimates, appropriate calculation of impact not possible at this point in time

\*\*\* In 2020, existing buildings only

<sup>1</sup> The average carbon intensity (grams of CO<sub>2</sub> per kWh) of a country's electricity mix is derived from Enerdata, Global Energy and CO<sub>2</sub> Data

<sup>2</sup> The methodology of relative stringency of energy labels and rating tools identifies the U.S. top 15% office and retail buildings to be eligible for a green bond as either:

- LEED® Gold or Platinum with >30% energy savings compared with ASHRAE 90.1

- Annual area-specific carbon emissions intensity (CO<sub>2</sub>) of: < 38 kgCO<sub>2</sub>e/m<sup>2</sup>a

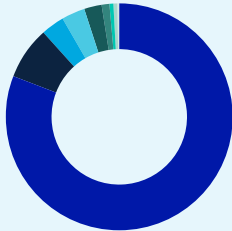
- Annual area-specific site energy intensity < 125 kWh/m<sup>2</sup>yr or source energy intensity < 315 kWh/m<sup>2</sup>yr

# Impact of our Green Asset Pool

All amounts were rounded\*

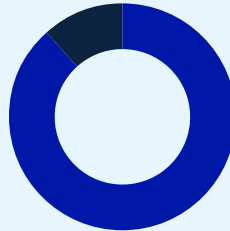
## Total Asset Pool

Avoided emissions by country (in t CO<sub>2</sub>)



United States	777,451
Spain	355,111
Chile	353,384
Taiwan	128,174
Netherlands	93,545
United Kingdom	40,638
Japan	30,310
Canada	27,747
Italy	1,123

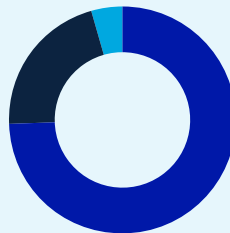
Avoided emissions by eligible asset category (in t CO<sub>2</sub>)



Green Buildings	13,653
Renewable Energy	1,793,830

## Renewable Energy

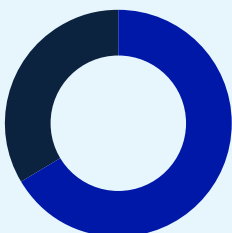
Avoided emissions by renewable energy technology (in t CO<sub>2</sub>)



Solar	1,340,021
Wind	377,675
Biomass	76,134

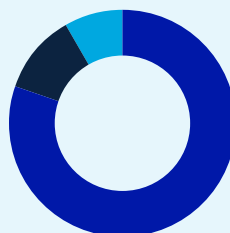
## Green Buildings

Energy savings by certification (in kWh/year)



LEED** Gold	29,482,446
LEED** Platinum	14,923,105

Energy savings by CRE type (in kWh/year)



Office	35,729,998
Enclosed Mall	5,117,914
Hotel	3,557,640

\* Due to rounding, numbers may not sum precisely to the totals provided

\*\* Leadership in Energy and Environmental Design

# Illustrative examples of eligible green assets

---



## Offshore wind farm

The project consists of two interconnected offshore wind farms in Dutch territorial waters in the North Sea. The two wind farms have an aggregate installed capacity of 600 MW and are expected to generate about 2.5 TWh of electricity per year, which would make them the world's second-largest offshore wind project.



## Green Building

Located in the US, the eight tallest property in the area provides public, retail and office space. It was awarded LEED Gold certification by the U.S. Green Building Council in 2016 and achieved an Energy Star score of 85 out of 100, in 2021. CO<sub>2</sub> saving amounts to 1173 tCO<sub>2</sub> per year.



## Solar farm

The project is one of Spain's first large-scale merchant solar farms whose funding is secured by a long-term power-purchase agreement. It will have an installed capacity of about 300 MW and produce enough electricity to power around 225,000 homes.

# Disclaimer

## Purpose of this report

This report is intended to provide relevant information and documents regarding the Green Financing Instruments' activities of Deutsch Bank as foreseen in its Green Financing Framework. No representation or warranty, express or implied, is made as to, and no reliance should be placed on, the fairness, accuracy, completeness or correctness of the information or opinions contained herein. All such representations and warranties, express or implied, are excluded to the extent permitted by law.

This report does not constitute an offer to sell or solicitation of any offer to buy any securities or financial instruments, or any advice or recommendation with respect to such securities or other financial instruments. It is not intended to be and should not be construed as providing legal or financial advice. This report has not been approved by any regulatory authority. The distribution of this report and of the information it contains may be the subject of legal restrictions in some countries. Persons who might come into possession of it must inquire as to the existence of such restrictions and comply with them.

In any event, you should request any internal and/or external advice that you consider necessary or desirable to obtain, including any financial, legal, tax or accounting advice, or any other specialist advice, in order to verify in particular that the securities referred to in this report meet your investment objectives and constraints, and to obtain an independent valuation of such securities, and the risk factors and rewards.

## No uniform criteria for classification

There are currently no uniform criteria nor a common market standard for the assessment and classification of financial services and financial products as sustainable or green. This can lead to different parties assessing the sustainability of financial services and financial products differently. In addition, there are various new regulations on ESG (Environment, Social and Corporate Governance) and Sustainable Finance, which need to be substantiated, and further draft legislation is currently being developed, which may lead to financial services and financial products currently classified as sustainable or green not meeting future legal requirements for qualification as sustainable.

## Past performance not an indicator for future results

Past performance and simulations of past performance are not a reliable indicator and therefore do not predict future results.

## Forward-looking statements

This report contains forward-looking statements. Forward-looking statements are statements that are not historical facts; they include statements about our beliefs and expectations and the assumptions underlying them. These statements are based on plans, estimates and projections as they are currently available to the management of Deutsche Bank Aktiengesellschaft. Forward-looking statements therefore speak only as of the date they are made, and we undertake no obligation to update publicly any of them in light of new information or future events.

By their very nature, forward-looking statements involve risks and uncertainties. A number of important factors could therefore cause actual results to differ materially from those contained in any forward-looking statement. Such factors include the conditions in the financial markets in Germany, in Europe, in the United States and elsewhere from which we derive a substantial portion of our revenues and in which we hold a substantial portion of our assets, the development of asset prices and market volatility, potential defaults of borrowers or trading counterparties, the implementation of our strategic initiatives, the reliability of our risk management policies, procedures and methods, and other risks referenced in our filings with the U.S. Securities and Exchange Commission. Such factors are described in detail in our SEC Form 20-F of 12 March 2021 under the heading "Risk Factors". Copies of this document are readily available upon request or can be downloaded.



# Our Purpose

---

This is why we're here. This is what we do.

We are here to enable economic growth and societal progress, by creating positive impact for our clients, our people, our investors, and our communities.

Contact for Inquiries  
Deutsche Bank AG  
Frankfurt, Germany  
Phone: +49 69 910-00  
[deutsche.bank@db.com](mailto:deutsche.bank@db.com)