

Deutsche Bank



Building for the future

Corporate Responsibility
Report 2013

Passion to Perform



The year at a glance

► **Agriculture**

After a comprehensive review finds that financial instruments are not responsible for higher staple food prices, Deutsche Bank elects to continue offering products based on agricultural commodities.

► **Annual General Meeting**

Sensitive topics are in the spotlight at the Annual General Meeting. Shareholders voice their concerns regarding environmental and social issues such as soft commodities and cluster munitions. Page 25

Jan

Feb

Mar

Apr

May

Jun



► **Carbon neutrality**

The Management Board decides to renew Deutsche Bank's commitment to carbon-neutral operations.

Page 82

► **Integrity Committee**

The Supervisory Board intensifies its oversight of ethics and creates an Integrity Committee.

Page 19

► **Award for banking services**

The German newspaper Handelsblatt names Deutsche Bank "Best Client Advisory."

► **Deutsche Bank KunstHalle**

The bank's new KunstHalle in Berlin opens with the city's biggest-ever, free art event, attracting more than 12,000 visitors in just 48 hours. Page 78

▶ **New class of apprentices**

About 360 young professionals begin vocational training with Deutsche Bank in Germany, increasing the number of young professionals training at Deutsche Bank and Postbank to 2,100.

Page 59

▶ **NGO Dialogue**

We host a dialogue session between NGOs and various European banks to discuss controversial topics including the approaches banks take to analyzing the potential environmental impacts of client activities.

▶ **Green Bond Principles**

We join a consortium of investment banks in supporting the Green Bond Principles – voluntary guidelines to encourage transparency, disclosure and integrity in the development of this environmental finance market. Page 41

Jul

Aug

Sep

Oct

Nov

Dec



▶ **ESG investing**

We create a new ESG Head Office to intensify and align ESG efforts across our entire asset and wealth management platform. Page 51

▶ **Values and Beliefs**

We launch new Values and Beliefs in line with our Strategy 2015+ to restore trust in our organization and meet the expectations of our stakeholders and society at large. Page 12

▶ **Deutsche Bank Prize in Financial Economics**

The Center for Financial Studies awards the fifth Deutsche Bank Prize in Financial Economics to Raghuram G. Rajan, later nominated Governor of the Reserve Bank of India, for his extensive work on banking, corporate finance and the role of finance in economic development.

Page 75

▶ **Legacy issues**

We strengthen our control framework and confront legacy issues, including significant legal matters such as the European Commission's probe into Interbank Offered Rates.

▶ **Global Volunteer Award**

We roll out the Volunteer Award across all regions. 16,000 employees take part in voting for the winners.

Page 67

How we see responsibility

Through our economic success and competitive international presence, we create value for our shareholders, our clients, our employees and society at large while upholding stringent environmental and social norms to support a sustainable future.

Applying high standards of ethics and integrity, we strive to be a reliable partner to our stakeholders at all times. We also engage in open dialogue with the public in order to foster understanding on topics of mutual interest.

To continuously improve our environmental performance, we seek to use resources efficiently and to utilize the most environmentally friendly technologies.

We value the diversity of our employees. We support their talents and offer an attractive work environment that provides for the best possible work-life balance.

We believe that our responsibility extends beyond our core business. Therefore, we invest in the societies in which we operate – and thus in our own future. We build social capital by enabling talent, promoting equal opportunity and driving social change. In keeping with our corporate culture, our employees actively support a vast number of community projects around the world.

This is how we combine our performance culture with a culture of responsibility.

- 02 About Deutsche Bank
- 04 Strategy 2015+
- 05 Letter from the Chairmen of the Management Board
- 08 Introduction

1

Our Controls

- 17 Control framework
Embedding high standards
- 25 Environmental and social risks
Balancing positive and negative impacts

2

Our Business

- 37 Business with companies
Providing sustainable products
- 42 Business with retail clients
Considering diverse stakeholder interests
- 50 Managing assets for our clients
Focusing on ESG

3

Our Commitment

- 59 Employees
Driving cultural change
- 72 Corporate citizenship
Tackling key social challenges
- 82 Environment
Operating sustainably

Supplementary Information

- 90 About this report
- 91 Independent Assurance Statement
- 92 GRI index
- 95 UN Global Compact
- 96 Corporate citizenship units and foundations
- 98 Imprint/Publications

About Deutsche Bank



We aspire to be the leading client-centric global universal bank.

Deutsche Bank's businesses encompass a wide range of products and services in investment banking, private and commercial banking, transaction banking as well as in asset and wealth management.

The Group operates in all regions of the world. Deutsche Bank is the leader in its German home market and enjoys an outstanding position in Europe. The bank also has a strong competitive position in North America as well as in key emerging markets, particularly in Asia.

With Strategy 2015+, Deutsche Bank is reinforcing its commitment to the universal banking model, to its home market of Germany and to its global positioning.

The strategy emphasizes the need for organic growth of its capital base, the further reduction in risk and higher operating performance. Deutsche Bank aims to be at the forefront of cultural change in the financial services sector.

Corporate Divisions

/ Private & Business Clients (PBC)

provides banking and other financial services to private customers, self-employed clients as well as small and medium-sized businesses in Germany and internationally. PBC's product range includes payment and current account services, investment management and retirement planning, securities as well as deposits and loans. PBC is a leading retail bank in Deutsche Bank's home market Germany with a profitable franchise in Italy, Spain, Belgium, Portugal, Poland and India.

/ Deutsche Asset & Wealth Management (DeAWM)

helps individuals and institutions worldwide to preserve and increase their wealth. DeAWM offers traditional and alternative investments across all major asset classes as well as tailored wealth management solutions and private banking services to high-net-worth clients and family offices. DeAWM clients can draw on Deutsche Bank's entire range of wealth and asset management capabilities as well as a comprehensive selection of first-class products and solutions.

/ Corporate Banking & Securities (CB&S)

consists of the Markets and the Corporate Finance business divisions. Markets combines the sales, trading and structuring of a wide range of financial market products, including bonds, equities and equity-linked products, exchange-traded and over-the-counter derivatives, foreign exchange, money market instruments, securitized instruments and commodities. Corporate Finance is responsible for mergers and acquisitions as well as debt and equity advisory and origination. Regional and industry-focused teams ensure the delivery of the entire range of financial products and services.

/ Global Transaction Banking (GTB)

provides domestic and cross-border payments, risk mitigation and international trade finance for corporate clients and financial institutions across the globe. GTB also provides trust, agency, depositary, custody and related services.

/ Non-Core Operations Unit (NCOU)

was established in late 2012 and is responsible for selling capital-intensive assets that are not core to the bank's strategy, thereby reducing risk and capital demand. This also allows management to focus on strategic core operations and, at the same time, increases the transparency of external reporting.

/ Central Infrastructure

comprises the Corporate Center departments Finance, Legal & Compliance, Group Audit, Tax, Risk, Investor Relations, Communications, CSR & Public Affairs, Human Resources, Group Strategy, Corporate Insurance and DB Research. These support the Management Board through their strategy, risk management and control functions. Most of the processes required for this are globally integrated into the business divisions, but have their own independent reporting lines.

Strategy 2015+

Strategy 2015+ reflects Deutsche Bank's dedication to high performance and responsibility. We are driving profound cultural change and reinforcing our commitment to the universal banking model, to our home market of Germany and to our global positioning. Five levers are key to delivering Strategy 2015+.

1 / Clients

Our clients are at the center of everything we do. Only through providing sustainable benefits for them can we create sustainable value for our shareholders. We place emphasis on our home market, Germany, the Asia Pacific region and the Americas.

2 / Competencies

Our business is built on the best people, best processes and consistent improvement. We will provide high-quality advice and first-class service with absolute integrity and teamwork, including closer collaboration across our corporate divisions and central functions.

3 / Capital

We are committed to further strengthening our capital ratios through organic capital growth and by reducing risk-weighted assets in order to establish a strong capital base and rigorous risk-adjusted capital allocation. Thereby we contribute to making the financial system more stable and secure.

4 / Costs

We are implementing disciplined cost management and promote consistent productivity gains through building outstanding infrastructure functions and eliminating duplication and organizational complexity.

5 / Culture

We aim to be at the forefront of cultural change in our industry. We recognize the need for profound cultural change that places client relationships and integrity at the heart of all our initiatives. Incentivizing sustainable performance helps us to create a culture that reflects societal values and benefits all stakeholders.



Jürgen Fitschen and Anshu Jain
Co-Chairmen of the Management Board

Ladies and Gentlemen,

Eighteen months ago, we launched Deutsche Bank's Strategy 2015+. Our strategy defines a clear path toward our aspiration: to be the leading client-centric global universal bank. As one of the key elements of this strategy, we committed ourselves to placing Deutsche Bank at the forefront of cultural change in our industry. Restoring the bond of trust with society is a top priority – for the banking industry and for Deutsche Bank.

We are under no illusions. We recognize that deep cultural change is a process of years, not months. During 2013, we laid important foundations for sustainable, long-term change. We defined a new set of Values and Beliefs, which define the type of institution Deutsche Bank aspires to be. We developed these after seeking the views of some 52,000 of our staff, and launched them in our organization in July with the help of the bank's top-250 leaders. Together with our colleagues in the Group Executive Committee, we personally presented and discussed the new Values and Beliefs with more than 11,000 of our people.

Our priority now is to embed these Values and Beliefs in everyday behaviors. To achieve this, we have changed the way we measure and manage performance. For example: Adherence to our Values and Beliefs now plays a significant role in determining the pay and prospects of Deutsche Bank staff.

The path to cultural change also involves reinforcing our internal controls. During 2013, we significantly strengthened our Legal and Compliance capabilities and enhanced our risk management mechanisms. In addition, we are further reinforcing our control model across businesses, control functions and Group Audit – our “three lines of defense” against potential problems. As we strengthen Deutsche Bank for the future, we are also decisively dealing with litigation matters arising from the past. In 2013, we settled some of the most significant cases relating to legacy issues and successfully defended the bank in others.

As part of our commitment to a strong risk culture, we developed and refined the ways in which we assess environmental and social risks. We seek to provide products and services that create value for society and respond to global challenges such as climate change. In 2013, we established new mechanisms for investing according to clear environmental, social and governance criteria. We introduced new ways of assessing the balance between clients’ and shareholders’ needs. We were also one of the leading financiers of renewable energy projects. We know that this is an area of much debate, covering different opinions, attitudes and interests. We seek to play an active role in that debate by engaging in lively and wide-ranging dialogue with stakeholders who have different perspectives. These commitments are also reflected in our continued support of the UN Global Compact.

Once again, Deutsche Bank and its foundations were active corporate citizens during 2013. Some 19,500 employees devoted their time and energy to many worthwhile causes and organizations. To recognize their efforts, we have rolled out our Volunteer Award on a global basis.

» We act as responsible partners in serving the wider interests of society.«

Jürgen Fitschen

» During 2013, we laid important foundations for sustainable long-term change.«

Anshu Jain

This remains a time of change for our industry, and we anticipate further challenges on the road ahead. However, as we approach the mid-point of Strategy 2015+, we can look back on important progress during 2013. We reaffirm Deutsche Bank's cultural and strategic objectives and we look forward with confidence.


In this report, you will find more details describing our many activities during 2013 as we strive to fulfill our responsibilities to all our stakeholders. We invite you to consider our achievements so far, and we welcome your feedback.

Yours sincerely,



Jürgen Fitschen

Co-Chairman of the Management Board
Deutsche Bank AG



Anshu Jain

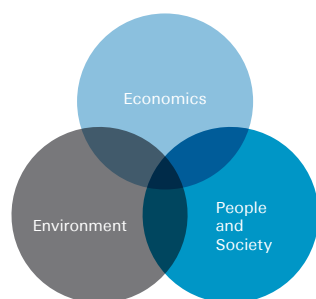
Co-Chairman of the Management Board
Deutsche Bank AG

Frankfurt am Main, Germany, March 2014

Creating value for all stakeholders

Corporate responsibility

Balancing the dimensions of sustainability



For Deutsche Bank, conducting business responsibly means serving the interests and meeting the needs of all our stakeholders. Our products and services, which form the basis of our financial return, must address the global economic, social and environmental challenges that are shaping the 21st century. We recognize both the risks and opportunities associated with developments such as demographic change, the rise of emerging economies and the pressing issues of environmental protection and climate change. Not only do we seek to address these issues in our core business, we also contribute to tackling pressing social challenges through our commitment as a corporate citizen – we focus on furthering equal opportunities and supporting access to education.

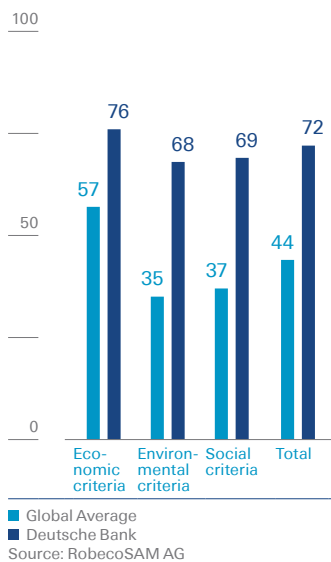
The Values and Beliefs we introduced in 2013 underpin our approach to corporate responsibility. They define how we will operate our business while focusing on sustainable performance, client centricity, discipline, partnership, innovation, and – above all – integrity. We will create long-term value for all stakeholders, including our clients, shareholders, employees and society at large as well as the environment, by doing what is right, rather than merely what is legally allowed. Succeeding in this will enable us to win back trust.

Creating value for all our stakeholders, however, is often a delicate balancing act, as the interests and priorities of various groups are not always identical. Our products and services must primarily meet clients' financial needs and objectives and also provide adequate financial return for the bank. At the same time, they should create benefits rather than risks for society or the environment. At times, it is difficult to fulfill these criteria all at once. Still, we consistently strive to increase the importance of non-financial factors in our core business.

The overall benefit of our business is clear: it facilitates capital flows and fuels economic development. This, in turn, supports reaching global goals, such as increased resource productivity and greater use of clean technologies. It is our responsibility to further strengthen these benefits while also taking into consideration and curbing the possible negative consequences of our business. We have pursued this approach through a variety of activities in 2013.

RobecoSAM sustainability rating 2013

Financial services companies
Index ceiling = 100



Driving cultural change

Changing our corporate culture is one of the five levers of our Strategy 2015+. Our goal is to create a corporate culture in which performance is rewarded equitably and sustainably. With clear leadership from senior management and input from employees, we took various steps to develop and reinforce the new Values and Beliefs as a basis for long-term cultural change. To evaluate and understand our employees' attitudes towards the implementation of the cultural change program, we are aligning our 2014 People Survey with the Values and Beliefs. [Page 59](#)

Balancing stakeholder interests and needs

Our Environmental and Social Reputational Risk Framework (ES Risk Framework) supports our efforts to respond to the sometimes conflicting interests of our various stakeholders. It enables us to integrate non-traditional criteria into our financial analyses – for example, if a profitable transaction could cause harm to communities or the environment. In 2013, the number of transactions reviewed under the Framework increased significantly, further reflecting the growing awareness of environmental and social risks among banking teams.

We continued to develop the Framework in 2013, providing additional guidance for business units to help them identify whether the environmental and social risks associated with a transaction are unacceptable or require specific mitigating action. New guidance agreed upon this year included a requirement for enhanced due diligence of any potential transaction involving fracking technology for extracting shale gas.

The bank's position on critical issues is informed by recognized standards, principles or guidelines such as the UN Guiding Principles on Business and Human Rights and through dialogue with experts and other financial institutions. For example, we work with the Banking Environment Initiative, which analyzes ways to support efforts by the Consumer Goods Forum to drive deforestation out of consumer goods companies' supply chains. [Page 25](#)

Ensuring client centricity

Developments in our private client relationships demonstrate how we balance the needs of shareholders and clients while creating value for both. We have been implementing a responsible approach to meeting private clients' needs since 2008, aiming to ensure that our products are appropriate for our customers' financial objectives.

As the latest building block of this responsible banking initiative, we implemented our FairShare™ concept in 2013. FairShare™ requires our advisors to offer solutions that benefit customers and shareholders equally. New management processes and incentives such as Key Performance Indicators (KPIs) to track the performance of our branches support the FairShare™ principle. [Page 42](#)

Strengthening ESG investments

Interest in investment products that integrate environmental, social and governance (ESG) factors has continued to grow for private customers and among institutional clients. Portfolio managers are expected to actively demonstrate commitment to driving positive change – for example through participating at the annual general meetings of companies that do not perform well in ESG assessments.

At the end of 2013, we managed around €5.1 billion in assets incorporating ESG criteria and themes. Although this currently represents less than 1% of our total assets under management, we aim to continue growing this area. We strongly believe that an ESG approach contributes to better investment decisions, because taking non-financial factors into account helps to identify the future prospects of individual companies and the business environment as a whole. Taking these factors into consideration, we established our new ESG Head Office in 2013, which is not only responsible for the coordination, development and strengthening of our ESG investment capabilities, but also the implementation of our new ESG strategy across our entire asset and wealth management platform. [Page 50](#)

€5.1
billion

managed in assets
incorporating ESG
criteria and themes

Supporting climate protection and the energy transition

We also foster sustainability in our business with corporate clients through providing financing and advisory services in support of the growth of low-carbon businesses and sustainable energy projects. In 2013, we helped finance renewable energy projects with a total volume of over US \$3.6 billion and a generating capacity of more than 1,185 MW, making the bank one of the top three private-sector project financiers in the renewables sector. [Page 39](#)

Throughout the year, we also worked with other financial institutions to develop the Green Bond Principles. These support a common, voluntary framework for disclosures, ensuring transparency and integrity of this emerging market.

In our own operations, we continually seek to minimize our carbon footprint and have renewed our commitment to carbon neutrality. For the second consecutive year, our operations contributed zero net emissions to the atmosphere as a result of our investing in energy efficiency, relying on renewable energy sources and offsetting remaining emissions by buying and retiring high-grade offset certificates. Our focus on environmental sustainability has earned Deutsche Bank a place in the CDP Climate Performance Leadership Index two years running. [Seite 82](#)

Supporting our employees

Responsibility begins at home and with our employees. It is our goal to attract talented people, provide employees with rewarding careers and remunerate performance fairly. We therefore continued to develop an inclusive corporate culture and introduced a new diversity strategy. The strategy reflects our dedication to building a pipeline of future female leaders.

In 2013, we increased the share of female senior managers to 18.7% and grew the share of non-tariff female employees to 31.1%. We have thereby come one step closer to fulfilling the voluntary commitment we made alongside other DAX companies in 2011 to ensure that 25% of our Managing Director and Director positions as well as 35% of Officer positions will be held by females by the end of 2018.

To support employees in pursuing new professional opportunities at the bank, we launched our "Career Mobility" campaign this year. We also realigned our remuneration and rewards, focusing on a differentiated system that rewards people fairly. [Page 59](#)

Helping communities to prosper

Our corporate citizenship programs tackle key social challenges. We support projects around the world that enable talent, drive social change and provide access to art and music. In 2013, we invested €78.2 million in social projects, remaining one of the world's most active corporate citizens and reaching more than 2 million beneficiaries. [Page 72](#)

As part of our corporate volunteering programs, over 19,500 bank employees around the world provided a total of 25,000 days of volunteer work this year, sharing their time and expertise to support 2,900 projects and non-profit organizations. To honor our employees' own volunteering, even beyond the bank's programs, we launched the global Volunteer Award in 2013. Employees nominated 200 projects, and more than 16,000 colleagues voted for their favorites. [Page 67](#)

More than
2 million
people

benefitted from
Deutsche Bank's
corporate citizenship
initiatives

Our Values and Beliefs

Our Values

Integrity

Sustainable Performance

Client Centricity

Our Beliefs

We live by the highest standards of integrity in everything we say and do

We drive value for shareholders by putting long-term success over short-term gain

We earn our clients' trust by placing them at the core of our organization

We will do what is right – not just what is allowed

We encourage entrepreneurial spirit that responsibly balances risks and returns

We deliver true value by understanding and serving our clients' needs best

We communicate openly; we invite, provide and respect challenging views

We pursue lasting performance by developing, nurturing and investing in the best talent and by managing based on merit

We strive to pursue mutually beneficial client relationships in which the value created is shared fairly

Innovation

Discipline

Partnership

We foster innovation by valuing intellectual curiosity in our people

We protect the firm's resources by always thinking and acting like owners

We build diverse teams to generate better ideas and reach more balanced decisions

We enable our clients' success by constantly seeking suitable solutions to their problems

We live by the rules and hold ourselves accountable to deliver on our promises – no excuses

We put the common goals of the firm before "silo" loyalty by trusting, respecting and working with each other

We continuously improve our processes and platforms by embracing new and better ways of doing things

We achieve operational excellence by striving to "get it right the first time"

We act as responsible partners with all our stakeholders and regulators and in serving the wider interests of society

1 / Our Controls

»A strong risk culture depends as much on attitudes and behaviors as it does on effective controls. My team develops and implements initiatives aimed both at raising awareness and at understanding risk across the bank as well as creating a strong link between behavior and compensation. This helps drive a culture in which employees take responsibility for their actions.«

Doerte Gerlach, London

She is Head of Risk Culture Initiatives in Deutsche Bank's department for Risk Management.



1

17 Control framework

Embedding high standards

25 Environmental and social risks

Balancing positive and negative impacts

/ Reinforcing responsible behavior

A strong control framework must be accompanied by a culture that encourages employees to do the right thing, although it may not be mandated by rules, regulations or legislation. We have strengthened our compliance program and are further building a strong risk-focused culture, for example through expanding our Red Flags Initiative.

It has become increasingly important for banks to understand and respond to the potential environmental and social risks associated with business activities. We analyze these risks carefully and are optimizing the risk framework we implemented to minimize harm to people and the environment as well as the reputations of the bank and our clients.

Control framework

Embedding high standards

- We have laid strong foundations for long-term cultural change by significantly tightening our control environment.
- The Supervisory Board intensified its oversight of ethics through the creation of an Integrity Committee.
- Our Risk Culture Initiatives program reinforces the importance of employee behaviors.
- An enhanced Reputational Risk Management Program emphasizes individual responsibilities and provides guidance for business managers.

Drawing on the recent experiences in the banking sector, we seek to strengthen our control framework and to continually drive cultural change across the bank. Targeted Risk Culture initiatives bring our Values and Beliefs to life and drive a culture in which everyone takes responsibility for their actions.

Managing non-financial risks, including reputational risks, is intrinsic to our control framework, supplementing more traditional risk management such as credit and market risks. As global challenges evolve, we also increasingly analyze and mitigate environmental and social (ES) risks that may arise in our business. [Page 25](#)

Employees are our first line of defense against unethical or inappropriate business practices. We require all employees to act according to the highest standards of integrity in everything we say and do. Compliance with all applicable laws and regulations is a minimum requirement, but we expect our people to go beyond simply what is allowed and do what is right.

Guiding interactions with stakeholders

All employees are expected to act honestly, responsibly and with integrity, abiding by the letter and spirit of the Code of Business Conduct and Ethics. In line with our Values and Beliefs, the Code describes the minimum standards for ethical business conduct and guides all our interactions with internal and external stakeholders.

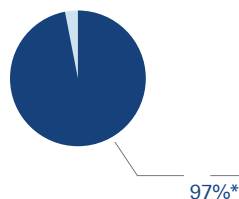
Our commitment to international standards and initiatives

The Deutsche Bank Code of Business Conduct and Ethics as well as our policies and guidelines reflect our commitment to a wide range of external standards, principles and initiatives, including:

- UN Guiding Principles on Business and Human Rights
 - UN Principles for Responsible Investment
 - World Bank standards
 - IFC Performance Standards
 - Oslo Convention on Cluster Munitions
 - Roundtable on Sustainable Palm Oil
 - German Corporate Governance Code
 - International Labor Organization standards
 - OECD Guidelines for Multinational Enterprises
 - Principles of the UN Global Compact
 - Wolfsberg Principles
 - OFAC Standards
 - Transparency International’s Corruption Perceptions Index
 - Financial Action Task Force on Money Laundering
 - German Sustainability Code
 - ISO 14001
-

Employees with completed compliance trainings

In %



Any material issues or concerns about conduct must be reported and addressed. We maintain an open and supportive environment that encourages employees to raise questions and concerns, which can be discussed with supervisors or contacts in the bank, including the Compliance, Anti-Money Laundering, Anti-Bribery and Anti-Corruption, Legal or Human Resources teams. Employees also have access to a hotline to report potentially unethical or inappropriate business practices anonymously. We operate an anti-retaliation policy regarding whistleblowers.

Extensive training reinforces our standards. During 2013, 97% of the global bank population completed Compliance, Financial Crime and Risk Culture trainings. Over 300,000 assignments were completed by 83,223 staff across 70 countries and in ten languages.

*Based on 85,696 employees within scope of trainings.

Ensuring robust corporate governance

We ensure the responsible, value-driven management and control of Deutsche Bank through our system of corporate governance. Our system functions in accordance with high international standards, including the German Stock Corporation Act and the German Corporate Governance Code, the rules of the US Securities and Exchange Commission and the New York Stock Exchange.

In 2013, our Supervisory Board intensified its oversight of ethics through the creation of an Integrity Committee. The committee advises and monitors the Management Board on its measures to ensure the economically sound, sustainable development of the company while protecting the resources of the natural environment, maintaining social responsibility and observing the principles of sound, responsible management and corporate governance. It is also concerned with the integration of these aspects into corporate culture. In particular, the committee deals with:

/ **Monitoring the Management Board's measures** to ensure the bank's compliance with legal requirements, authorities' regulations and the company's own in-house policies.

/ **Regular review** of the bank's Code of Business Conduct and Ethics with a view to fostering ethical and moral conduct within and outside the bank.

/ **Precautionary monitoring and strategic analysis** of the bank's legal and reputational risks that could place the entire bank at risk or lead to material claims for damages against current or former Management Board members and regularly advising and monitoring the Management Board with a view to avoiding such risks.

Further information

► db.com/corporate-governance

Further information

📄 [Annual Review page 11](#)

Acting against money laundering, bribery, corruption and other criminal activities

In 2013, we enhanced the governance, resources and processes of the Anti-Money Laundering (AML) function. Anti-Fraud, Anti-Bribery and Anti-Corruption were consolidated within the existing global AML function, and the new Head of AML & Financial Crime reports directly to the Management Board. The consolidated division is tasked with reinforcing policies, procedures and controls as well as communicating our zero-tolerance stance on bribery and corruption to all employees, clients and third parties.

Deutsche Bank is dedicated to complying with all applicable anti-fraud, anti-bribery and anti-corruption laws and regulations of the countries in which we operate. We do not tolerate fraud, bribery or any form of corruption, and we do not provide or accept improper inducements in the course of our business dealings. All of our employees as well as third parties that act on Deutsche Bank's behalf are strictly prohibited from having any involvement in acts of fraud, bribery or corruption. If we cannot obtain or retain business without improper conduct, then we do not engage in that business.

The Anti-Fraud, Anti-Bribery and Anti-Corruption program is strengthening policies, procedures and controls to address operational business risks. As part of this initiative, we have commissioned an assessment of global fraud, bribery and corruption risk in all divisions. Approximately 180 risk assessment workshops have taken place across all our major hubs, and the outputs will enhance our fraud, bribery and corruption risk management framework.

Adherence to anti-money laundering regulations is absolutely fundamental to all Deutsche Bank entities regardless of geographic location. Each entity is required to adhere to minimum standards based on the German Banking Act, the German Anti-Money Laundering Act and the current guidelines of the German Federal Financial Supervisory Authority as well as further guiding principles on anti-money laundering.

To familiarize staff with the relevant laws and regulations, as well as our policies and procedures to detect money laundering, we conduct training courses, including those stipulated by the German Anti-Money Laundering Act. All new employees receive this training and take refresher courses at least every two years.

The 2013 training program concentrated on information protection and interest rate submissions as well as creating new training modules on sanctions, anti-money laundering, anti-bribery and anti-corruption. We are rolling out training on financial crime to all staff globally in 2014.

Knowing our customers

Effective action against money laundering relies on adequate and up-to-date information on client relationships. Know-Your-Customer (KYC) is an ongoing process, from the adoption of the client throughout the life of the relationship. Deutsche Bank's KYC policies cover new client adoption as well as regular reviews and screening of existing client relationships against internal and external lists of negative information. These policies provide a framework for governance, management oversight, risk assessment and escalation of potential risks to senior management.

As part of a group-wide KYC program, we performed a detailed assessment of existing KYC standards across business divisions and infrastructure functions in 2013 to identify effective measures to further strengthen the bank's defenses. We have begun an in-depth review of the adherence of operations in 48 countries to Deutsche Bank principles. We will also establish a KYC Center of Excellence as a dedicated unit within the Anti-Money Laundering organization. This will bring together relevant subject-matter expertise and will provide central oversight and advice, including guidance on KYC best practices.

Building a strong risk culture

Our Risk Culture Initiatives program reinforces the importance of employee behaviors for the bank's long-term success. This program emphasizes five behaviors that employees need to demonstrate:

- Being fully responsible for the bank's risks
- Being rigorous, forward-looking and comprehensive in assessing risk
- Inviting, providing and respecting challenge
- Trouble-shooting collectively
- Placing Deutsche Bank and its reputation at the heart of all decisions

The importance of adhering to these behaviors is communicated through a variety of channels across all levels of the organization.

The program also identifies and supports the implementation of mandatory Risk Culture training for all employees. In 2013, 82,028 employees enrolled in at least one Risk Culture course, covering topics such as fraud awareness, risk awareness and MaRisk (minimum requirements for risk management).

Using "Red Flags" to monitor risk-related behavior

The Risk Culture program's Red Flags initiative uses objective measures to assess employees' adherence to risk-related policies and processes. It allows senior managers to address risks more effectively and creates a stronger link between behavior and reward.

Employees in breach of an applicable policy or process receive a Red Flag. All Red Flags are risk-weighted depending on the severity and frequency of the incident. Aggregated Red Flag scores are taken into account in reviews of performance, pay and promotion.

82,028

employees enrolled in Risk
Culture training courses

Since its inception, the Red Flags process has been rolled out to Corporate Banking and Securities, Global Transaction Banking, Deutsche Asset and Wealth Management, Risk and the Non-Core Operations Unit. Further roll-outs are planned throughout 2014.

Some Red Flag categories, such as overdue mandatory training and unauthorized employee trading, are relevant to all divisions and functions. Other categories, such as unauthorized crossings of “Chinese walls” or credit limits are specific to each division’s risk profile. Red Flag categories are reviewed on a regular basis – new indicators may be added, old ones retired or existing ones amended as appropriate.

The system is designed to promote compliance, and where possible we help employees to avoid Red Flags. For example, employees receive automated e-mail reminders when they are enrolled in mandatory training or when they need to take mandatory time away. Supervisors are also able to access information on risks and policy breaches in their business areas.

Since introducing Red Flags, the number of breaches has decreased steadily, indicating a positive change in risk-related behaviors.

Ensuring new products are appropriate

We are committed to providing only products and services that create value for clients and shareholders through meeting the clients’ needs. Our New Product Approval (NPA) processes provide the scrutiny necessary to achieve these aims and to ensure that we can confidently offer clients our products and services.

NPA processes apply to all new product offerings, including variations to existing products. All product developments must be approved by key control functions, including Compliance and AML. NPA committees at the regional and divisional levels must approve developments considered “material,” including new risk factors or businesses. In addition, any features causing concern, such as potential reputational impact on the bank, are escalated to the relevant management approval committees, such as the Regional or Group Reputational Risk Committees.

Web-based training is provided to ensure that all employees understand the NPA processes and is required for all relevant staff members. Failure to comply with these processes is covered by the Red Flags initiative.

Managing reputational risk

Operating responsibly while serving diverse stakeholder interests also means weighing the risks against the value created. Our business model is built on public trust, so it is essential that in addition to standard risk inherent to our business, we avoid risks that can undermine trust.

Effective risk management fundamentally stems from employees internalizing their responsibility for the bank's success and its reputation. We provide guidance and procedures to help employees meet this responsibility, such as the Reputational Risk Management Program Policy (RRMPP).

The RRMPP lays out consistent standards for dealing with reputational risk issues that may arise from transactions with our clients. It requires reputational risks to be adequately identified, addressed, and escalated to a more senior level when necessary.

As part of the RRMPP, a reputational risk analysis guide provides specific questions for business managers to consider regarding the client profile, the nature and terms of the transaction and any potential reputational impact.

Reputational risk escalation



The guide includes questions such as:

- Is there any negative market intelligence relating to this client, the client’s management team or principals?
- Could the transaction be viewed as having no valid business purpose or economic substance?
- Could the transaction be viewed by some as promoting activities considered contrary to the “public good”?
- Are there any non-standard terms, or terms inconsistent with market norms?
- Does the transaction raise any actual or potential conflicts of interest?
- Does this transaction pose any significant environmental, health or safety risks?

If our business managers identify any reputational risk, a further evaluation is required with more senior-level input.

Guidelines for specific sensitive topics or industries (such as defense equipment, pornography, betting and gambling) support this evaluation. The bank’s control groups (e.g. Compliance, AML & Financial Crime, Group Sustainability, Legal) are available for consultation and have a say on whether it is reasonable for the bank to pursue the business.

Doing the right thing leaves room for discretion and may result in a variety of views. Thus, a case can ultimately be escalated to the Group Reputational Risk Committee (GRRC). The GRRC is a subcommittee of the bank’s Risk Executive Committee and is co-chaired by two members of the Management Board. [Page 32](#)

Reputational risk management in practice

One of our teams in the EMEA (Europe, Middle-East and Africa) region had the opportunity to purchase an interesting portfolio of non-performing real-estate loans (NPL) in a country that suffered from the real-estate crisis. The banking sector was heavily criticized by the public for mismanagement during the crisis. The transaction itself would have provided a meaningful revenue opportunity for Deutsche Bank, was well structured and would have increased the bank’s market share in that region significantly. The NPL transaction was reviewed, however, due to strong concerns regarding public perception and regional reputation, the transaction was not approved.

Environmental and social risks Balancing positive and negative impacts

- Our Environmental and Social Reputational Risk Framework helps us to evaluate risks in our core business.
- We engage with our clients on environmental and social issues.
- Dialogue with civil society organizations, industry experts, our clients and peers in the financial sector helps us to improve our understanding of key issues and to define appropriate standards.

Strengthening internal frameworks

Taking risks is part of our business model. As we lay out in our Values, we are committed to doing what is right, not only what is legally allowed. Thus, we must consider risks that go beyond the traditional financial risks intrinsic to our business, such as credit and market risk. We evaluate potential environmental and social (ES) risks that could arise from transactions or interactions with our clients.

When assessing ES risks in certain cases, the answers are clear-cut. For example, Deutsche Bank will not finance pornography or weapons such as cluster munitions or key components thereof. Most ES risk issues, however, are more complex.

As a global bank, we serve all sectors of the economy. It is therefore not always feasible to eliminate all ES risks from our business. We avoid business, however, that could have negative impacts on ecosystems and society. If impacts are unavoidable, they should be mitigated as much as possible through implementing the appropriate improvement measures.

We have several mechanisms in place to thoroughly consider the possible ES risks arising from transactions or client relationships. Based on these evaluations, we determine the best course of action.

Implementing guidance for ES risks

To support our business units in assessing the ES risks that result from client relationships or transactions, we have implemented the Environmental and Social Reputational Risk Framework (ES Risk Framework) and continually supplement it with a set of Environmental and Social Impact Assessment Guidelines for critical sectors. These guidelines help business units to identify whether a transaction is likely to trigger ES risks that are either entirely unacceptable or require specific mitigating action. We also developed a training concept to build awareness regarding ES risks in our core business and to further detail the appropriate evaluation processes. The trainings will be rolled out in 2014.

Further information

► db.com/cr/cluster-munitions

Beyond these tools, business units are encouraged to consult our sustainability team for advice on complex issues. The team is prepared to review relevant transactions and clients to ensure compliance with our ES Risk Framework and alignment with our broader sustainability commitments and goals. Accordingly, the team offers guidance on whether a client relationship or transaction is justifiable from an environmental and social perspective.

In 2013, the number of transactions reviewed by the team under the ES Risk Framework increased by a further 78% as compared to 2012, reflecting the increased awareness of these risks within the business units. [Page 32](#)

Identifying risk-prone sectors

Through our ES Risk Framework, we define critical sectors that are especially connected with potential ES risks. When transactions or clients relate to these sectors, internal sustainability experts must be consulted throughout the corresponding due diligence and approval processes. We currently see the following sectors as critical:

- Pulp, paper and forestry
- Chemical industry
- Aerospace and defense
- Infrastructure
- Metals (e.g. steel) and mining (e.g. copper, coal)
- Oil and gas
- Utilities
- Other activities with high carbon intensity

We continually scan global developments across markets, regions and industries in order to detect arising environmental or social pressure points. We research issues we consider to present potentially significant ES risks as a basis for developing specific guidance for transactions.

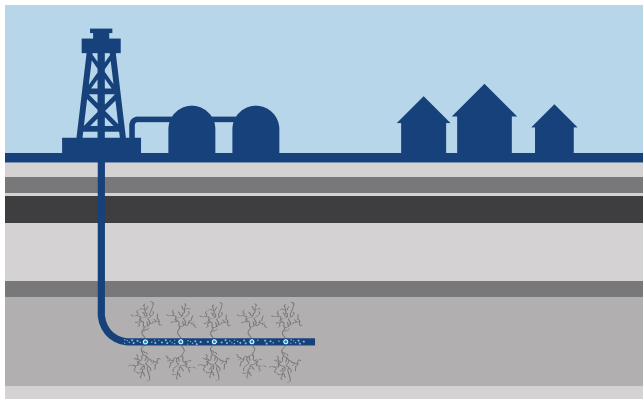
In 2013, we analyzed the controversially discussed “fracking” technology for extracting shale gas. This led to an enhanced due diligence requirement for any potential transactions in this sector.

In developing our position on certain environmental and social topics, we refer to recognized standards, principles or guidelines such as the World Bank/IFC Performance Standards and the UN Guiding Principles on Business and Human Rights. We also review existing sectoral standards and industry best practices to help with our decisionmaking on topics such as nuclear power, palm oil or shale gas. As sustainability is a rapidly evolving field, standards may not always be available or adequate to deal with pressing issues such as climate change, in which case we also consult internal and external experts. [Page 33](#)

Shale gas

Background

The potential to extract shale gas through fracking has doubled estimated global gas reserves and is improving energy security. An increase of shale gas production has reduced energy prices, benefitting global economic growth. Shale gas is the least carbon-intensive fossil fuel and remains an important bridging fuel as lower-carbon energy sources are established. Nevertheless, fracking also raises specific local environmental and social concerns.



The issues

- Fracking may result in depleted and contaminated water supplies, disruption to local communities and earth tremors.
- Shale gas can reduce total CO₂ emissions by replacing more carbon-intensive fuels, but this benefit could be reduced or even eliminated by methane leakage.
- Fracking may impede growth of renewable energy.
- Increased energy security in the US would have major geo-political implications.

Our conclusions

Many of the implications are still unconfirmed and await the outcomes of current independent research, including the potential impact of methane leakage. We believe, however, that prudent industry practices can manage many risks without significantly adding to costs. A cautious approach is therefore essential. This requires due diligence on well construction, water handling, community engagement and other key issues as well as transparency in offer documents for capital market transactions.

Stakeholder engagement

Our understanding and management of ES risks is also greatly informed through our engagement with civil society organizations, industry and academic experts, research institutions, our clients and peers in the financial sector.

Conducting wide-ranging dialogue allows us to work with these groups to define or improve standards and voluntary commitments and to discuss ways to apply them in the financial sector. It also supports mutual learning, develops an appreciation of the significance and complexity of the issues, and helps to identify potential solutions. As a result of such dialogue, we can work constructively and communicate openly with our critics, articulating our position on key issues and explaining the limitations inherent to banking products and services.

Palm oil

In 2013, an important international NGO contacted Deutsche Bank regarding a large Asian company active in the palm oil sector. The NGO called on us to terminate any business relationship with this client. While complying with our legal obligation to treat information on clients and client relationships confidentially, we agreed to meet with representatives of this NGO and discuss the issues in the palm oil sector in more detail and learn about the situation in several countries, especially Indonesia. The representatives explained the changes they wanted to see, both with this specific client and in the sector more broadly. We explained our views, the nature of our client relationships in general, how we have dealt with the issues so far and that we had decided to seek dialogue with the client before any further action. The meeting with the NGO did not result in agreement, but we made clear that we are aware of the importance of this issue and helped the NGO to understand our business, our role and the limitations of our influence in the short term.

Further information

► db.com/cr/palmoil

Engaging with civil society

We seek constructive discussions and exchanges with non-governmental organizations (NGOs) – although we do not necessarily agree with certain conclusions that NGOs draw, we value their input. In 2013, meetings with individual NGOs revolved around topics such as monocultures, land grabbing and palm oil.

In October 2013, we hosted the eighth dialogue session within the forum Bankendialog. The event was organized by an environmental NGO at our company headquarters in Frankfurt. During the session, representatives of various European banks discussed with NGOs how well banks know their clients, their approach to analyzing the potential environmental and social impacts associated with clients' activities and whether exclusion or engagement is the best way to help clients who exhibit negative sustainability performance. We are open to continuing these discussions in 2014.

Collaboration with financial institutions

We believe that our impact is stronger if we collaborate with other banks – both individually and within groups – as well as interested organizations on ES topics in general or on transaction-specific issues.

Deutsche Bank is a member of the Banking Environment Initiative (BEI), which examines how to support efforts by the Consumer Goods Forum (CGF) to drive deforestation out of companies' supply chains. This initiative covers palm oil and other commodities such as timber, soy and beef, which together account for about half of global carbon emissions arising from deforestation. Member banks work with the CGF committee on supply chains, aiming to bring all high-risk operations to verify that they are consistent with zero net deforestation by 2020, as based on the standards that the CGF is promoting.

We also collaborate with other banks to improve disclosure of environmental and social risks in offer documents for capital markets transactions. The initial effort has focused on the extractive sector. The aim is to help investors make more informed decisions by encouraging issuers to be clear about material environmental and social issues and management plans to mitigate the risks. While many offer documents already include comprehensive disclosure, others fall short – for example by avoiding discussion of risks such as climate change or failing to include adequate management responses to identified ES risks.

Further information

► db.com/cr/stakeholderdialogue

We also conducted extensive dialogue with banks active in the Thun Group, which is composed of banks interested in a better understanding of the UN Guiding Principles on Business and Human Rights and how they can be best implemented in the banking business. The group was supported by the University of Zurich Competence Center for Human Rights, a member of the Swiss Center of Expertise for Human Rights in developing a Discussion Paper that focuses on supporting the integration of key Guiding Principles into the policies and practices of banking institutions. We will use the proposed guidance to improve our own implementation of the Principles.

Engaging with clients

As a leading global bank, we inevitably have relationships with some companies that are involved in activities with potentially significant environmental or social risks. We monitor developments in these industries and aim to engage with clients in these sectors. Following initial analysis, we seek dialogue with clients to promote transparency and mutual understanding and to address difficult environmental and social issues over the medium term. We believe that conducting constructive dialogue best serves the transformation to a more sustainable future.

In 2013, we examined the textile industry in great detail following the Rana Plaza factory fire in Bangladesh. We found that the companies that assign production to such factories have appropriate policies in place, have made commitments and support relevant standards. In practice, however, these principles and standards were not always fully implemented. To understand the reasons behind this, we initiated discussions with specific clients in this sector. The lessons we drew from this dialogue will inform our ES risk assessments going forward.

Monocultural farming

Coal mining

Background

Triggered by alleged environmental and social issues linked to deforestation and community conflicts reported by NGOs, we reassess a business relationship with a client active in agribusiness, especially palm oil production in Asia.

Deutsche Bank was invited to participate in a share offering by a large coal company operating in Asia as part of a consortium of other banks.

ES risk evaluation

Apply specific guidance we established for monoculture farming.

- Take various aspects into consideration, including:
- RSPO membership and certification
 - Commitment to non-deforestation and protection of forests with high conservation value and no fire usage
 - No land grabbing
 - Approach for community engagement

Initiate the collaboration with a group of peers in the financial industry.

- Evaluate the client's environmental and social management system through our ES Risk Framework. Evaluation includes:
- Emissions abatement mechanisms
 - Measures to reduce impact on water and biodiversity
 - Health and safety of workers and communities
 - Respecting human rights, including rejection of child labor

- Collaborate within the consortium of banks regarding:
- Definition of operating and disclosure practices requiring in-depth analyses and discussions with the client
 - Ongoing dialogue with the client, focused on selected critical ES topics
 - Identification of improvement areas, and definition of resolution measures

Deutsche Bank Asia Reputational Risk Committee discusses findings and potential mitigation measures.

Findings and actions

- Client has sound management system in place that includes:
- RSPO membership with target to complete the certification in Asia by 2015/2016
 - An implemented set of policies pertaining to sensitive topics

Despite some efforts by the client to increase sourcing volume of sustainably grown palm oil from local third-party suppliers, issues exist, e.g.:

- Lacking control over supply chain
- Insufficient policy roll-out/implementation outside of Asia

Deutsche Bank and other banks with substantial business ties to the client agree to collaborative engagement. Key areas of engagement include:

- RSPO application and monitoring mechanisms
- Management of supply chain
- Implementation of new policies

Discussion with NGOs on the topic as well as broader dialogue with research institutions and academic experts on issues associated with palm oil production. [Page 26](#)

- Irrespective of recent progress and initiatives in place, client needs to improve some areas, e.g.:
- Operations in certain mines despite expiry of licenses or without environmental clearances
 - Workplace safety issues, especially a high number of fatalities
 - Lacking comprehensive strategy to face climate change, though some initiatives are already in place, e.g. carbon footprint evaluation supported by independent expert

Positive progress regarding disclosure:

- Establishment of a Sustainability Report as per Global Reporting Initiative standards that covers, e.g. environmental and health and safety aspects of operations, subject to a third-party validation.

High awareness by client of yet unresolved issues along with a constructive dialogue with consortium.

Engagement with the client resulted in a series of specific commitments that were publicly disclosed on client's website, e.g.:

- Third-party certification (ISO 9001, ISO 14001, OHSAS 18000) across all operations by 2016
- Addressing child labor issue, including in the supply chain
- Enhancing safety measures and disclosure
- Greenhouse gas measurement and reporting
- Broadening stakeholder engagement
- Strengthening timely regulatory compliance

Decision and follow-up

Maintain the business relationship but continue to engage client with our peers and maintain broader discussions on issues associated with palm oil production.

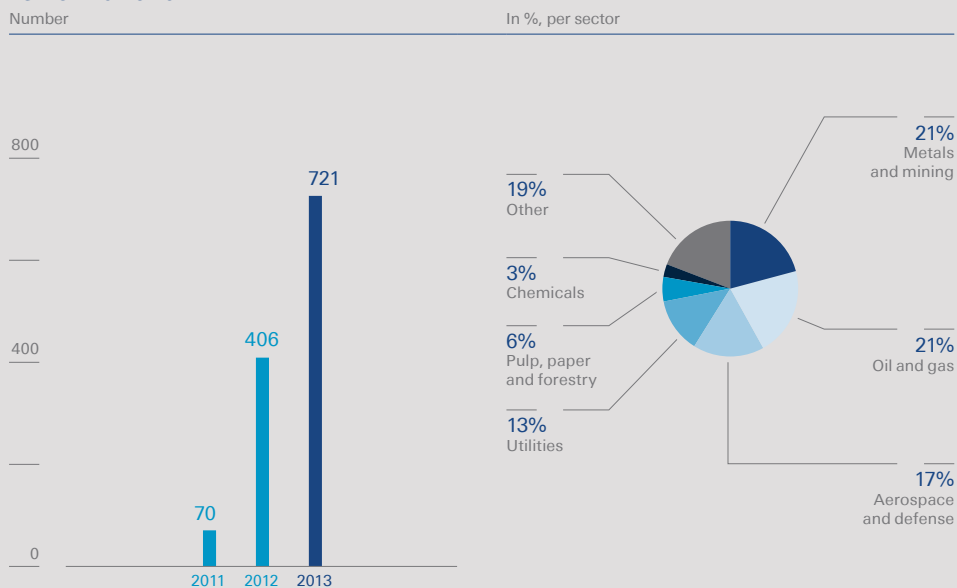
Decision to proceed with the transaction in light of the agreed upon specific commitments. Consistent monitoring of the implementation progress.

Facts and figures

Transactions escalated due to reputational risks

| Number | 2013 | 2012 | 2011 |
|---|------------|------------|-----------|
| To regional/divisional Reputational Risk Committees | 98 | 95 | 96 |
| thereof with environmental and social issues | 7 | 15 | 9 |
| To Group Reputational Risk Committee | 8 | 7 | 3 |
| thereof with environmental and social issues | 0 | 1 | 0 |
| Total | 106 | 102 | 99 |
| thereof with environmental and social issues | 7 | 16 | 9 |

Transactions assessed within ES Risk Framework



Key positions

| | Issue | Position |
|---|--|---|
| Agricultural commodities | Speculation has been cited as a cause for increased food prices, adding to hunger and poverty. | Financial products are essential to efficient markets. The evaluation of numerous studies conducted by experts resulted in no convincing empirical evidence that financial activities have led to higher prices or increased price volatility for agricultural commodities. We therefore decided to lift the temporary ban on agricultural hedging products we self-imposed on our business in January 2013. Nevertheless, we support increased transparency and appropriate regulation. |
| Coal | Coal-fired power plants are the most carbon-intensive and polluting energy sources and therefore strongly affect climate change. Coal mining is criticized for its negative impact on the ecosystems and communities as well as poor labor conditions. | Deutsche Bank supports a well-balanced, future-oriented overall energy mix that takes economics as well as ecology into account. We believe that coal power is still needed to close the energy gap as renewable energy sources are not yet sufficient to meet demand in most economies. Therefore, we do not generally avoid doing business with the coal industry. Instead, we require that companies: <ul style="list-style-type: none"> – meet sustainability criteria such as the IFC Performance Standard; – have certifications such as ISO 14001; and – use the latest technologies to limit environmental impacts. |
| Cluster munitions | Cluster munitions are of particular humanitarian concern because they are not targeted weapons and leave a large amount of exploded material behind, which can harm civilians. | Deutsche Bank has not provided direct funding for cluster munitions since 2009. An expanded Cluster Munitions Policy has been in effect since Autumn 2011 and prohibits doing business with conglomerates that manufacture or distribute cluster munitions, including key components banned under the Oslo Convention on Cluster Munitions. As a result, we have exited relationships with several conglomerates. Although we might fulfill existing contracts, we do not extend them. We may consider doing business with clients in this sector only if we obtain a written statement confirming the termination of its cluster munitions-related business. |
| Human rights | Human rights abuses include poor working conditions such as child labor and forced labor, conflicts between communities and security forces and infringement of water rights. | Agreements such as the UN Global Compact, which Deutsche Bank has signed, explicitly require respect for human rights. We have integrated human rights considerations in the due diligence processes required by our ES Risk Framework, and we aim to continually improve guidance on human rights issues, for example through involvement in the discussions of the Thun Group. |
| Hydro power | Hydro power projects can have negative social and environmental impacts, including involuntary community resettlement, degradation of water quality, destruction of sensitive sites (environmental, religious) and loss of wildlife habitat. | We evaluate adverse social and environmental impacts of hydro power projects through our ES Risk Framework. We also check the project background, developers and financial institutions involved to ensure that the appropriate sustainability standards are in place before making the decision whether to reject, escalate or approve the transaction. |
| Monocultural farming/ Palm oil | Deforestation destroys habitats, threatens extinction of some species, contributes to greenhouse gas emissions and climate change and creates conflicts with local communities whose land may be taken over (land grabbing). | Although we are aware of the issues inherent to monocultural farming in general and especially the palm oil industry, we recognize that this industry positively affects economic development in certain countries and that there is currently no suitable alternative to palm oil for most uses. As a minimum, clients in this sector are required to provide a certification plan for their plantation or mill in accordance with the Roundtable on Sustainable Palm Oil (RSPO) criteria. |
| Nuclear power | Opposition to nuclear power stems from the dangers inherent to the industry, such as pervasive radioactivity due to nuclear accidents and improper nuclear waste disposal. Attention on the nuclear power sector has increased significantly since the Fukushima Daiichi nuclear disaster in 2011. | In spite of public doubt, Deutsche Bank views nuclear power as an important source of energy as we transition to a more sustainable energy mix. We therefore support nuclear power financing in the civil sector. Our internal guideline defines country- and project-specific criteria such as: <ul style="list-style-type: none"> – signing international agreements and treaties relating to the sector; – proof of adherence to health and safety, environmental and social standards; – evaluation of seismic activity and flood risks; and – plans for community resettlement. |

2 / Our Business





»Moving to a green economy will require US \$1 trillion per year in clean energy investment by 2030 – four times the current investment volume. Innovative financing solutions are thus called for. That’s why I am proud to actively apply my financial expertise to renewable energy investments.«

Bhaswar Chatterjee, New York

He leads Deutsche Bank’s Americas energy and infrastructure finance team.

2

37 Business with companies

Providing sustainable products

42 Business with retail clients

Considering diverse stakeholder interests

50 Managing assets for our clients

Focusing on ESG

/ Driving sustainable business

We integrate sustainability criteria into our core business to capture new opportunities. Our products and services must not only meet the demands of the economy, but also contribute to meeting social and environmental challenges. We seek to ensure that they provide value for clients, shareholders, employees and society at large.

To achieve that goal, we have introduced initiatives and processes to balance the interests of private clients and investors, enhanced our approach to environmental, social and governance investing and we allocated more than US \$1.2 billion to renewable energy projects.

Business with companies

Providing sustainable products

- We enhanced our services to approximately 900,000 clients in the German “Mittelstand.”
- We were involved in financing more than 1,185 MW of renewable energy projects worth more than US \$3.6 billion.

As a global bank, we maintain relationships with a wide range of corporate clients operating all over the world and across various industry sectors. Clients use our products and services along their complete value chains, from resource exploration and extraction to post-consumer waste management and recycling as well as all business and consumer services in between. These relationships connect us indirectly with the positive and negative impacts on society and the environment associated with our clients’ spectrum of economic activity. As a result, the majority of cases we evaluate through our Environmental and Social Risk Framework stem from our business with corporate clients. [Page 25](#)

Supporting businesses worldwide

More than ever, the needs of our clients are central to our discussions of what products and services are appropriate and necessary in today’s economy. We continually strive to provide the solutions that best suit our respective clients and meet their needs.

In 2013, we provided first-time capital market access to 190 companies from 35 countries and connected 7,000 financial institutions from 110 countries to global debt and equity markets.

We help our clients to manage financial risks, ranging from fluctuating interest and foreign exchange rates to commodity, equity and credit prices. In 2013, our teams supported 7,000 companies and institutions in their risk management. We were named “Bank Risk Manager of the Year” by Risk Magazine and won the Euromoney “FX Poll” for the ninth year in a row.

Restructuring our SME business

One of our core client groups are small- and medium-sized enterprises (SMEs). In our home market of Germany, an estimated 3.7 million SMEs – also known as the “Mittelstand” – generate nearly 55% of the total economic output.¹ Our clients include 900,000 of these firms, making us the market leader in Germany.

¹Source: Institut für Mittelstandsforschung, Bonn.

We aim to expand the products and services we offer to this sector, which we have segmented into four groups: corporate clients, family-run companies, self-employed clients and business clients. This differentiated approach will help us to provide suitable solutions for each type of client.

In 2013, we restructured the banking services we provide to SMEs to combine local services with the expertise and reach of a global, universal bank. We created 180 additional advisory centers that are well connected in their local markets and have increased decision-making powers in order to meet the needs for closer client contact and to provide access to the services of a global, universal bank. Many smaller businesses are still primarily interested in classic bank loans, but the increase in global trade has rendered other services, such as international money transfers, trade finance and risk management much more important.

In partnership with the European Investment Bank (EIB), we instated a €400 million global loan this year, which can be accessed to provide low-interest credits with mid- to long-term financing to SME clients in Germany, Italy, Poland and Spain. Through the interest rate advantage gained by refinancing through the EIB, Deutsche Bank is able to provide low-interest loans to SME clients.

The transition to low-carbon growth

Governments, companies and investors are increasingly acting on environmental issues such as climate change by instating legislation, changing business models and policies and by revising investment processes. For instance:

- 138 countries have renewable energy targets and 66 countries have feed-in tariffs
- Over 40 national and 20 sub-national jurisdictions covering 20% of global emissions have either implemented or are considering mechanisms that price carbon emissions
- The EU proposed changes to its carbon market as well as a 2030 emissions reduction target to address the oversupply in carbon allowances caused by the recession

These actions, however, are not yet sufficient to reduce the risks of climate change according to official expert bodies. The International Energy Agency concluded that no more than one third of proven fossil fuel reserves can be used if global warming is to be limited to 2°C.

The non-diversifiable nature of climate change risks – such as restrictions on fossil fuel use – is of increasing concern to major pension funds, insurance companies and other investors. Investors with nearly US \$3 billion in assets wrote to major oil and gas companies, citing their concerns about the viability of their current capital expenditure plans, potential stranded asset risk and their risk exposure to the physical impacts of climate change.¹

¹Data based on information collected from Climate Strategies, World Bank, European Commission, International Energy Agency and Ceres.

**US \$1.2
billion**

allocated to clients'
renewable energy projects

Financing a transforming energy landscape

To support clients developing low-carbon businesses or acquiring and selling related companies and assets, we provide customized financing and advisory services. This includes structuring financial solutions for the development, construction and operation of renewable energy projects.

In 2013, Deutsche Bank allocated more than US \$1.2 billion to clients' renewable energy projects. This makes us one of the top three private-sector project financiers in clean energy globally.¹ We advised and provided financing to facilitate the construction of solar, wind and run-of-river hydro power as well as waste-to-energy projects with a total capacity of more than 1,185 MW, worth more than US \$3.6 billion.

We continue to work with clients to support Germany's transition towards renewable energy in spite of strong headwinds. According to Bloomberg New Energy Finance, renewable energy investment in Europe fell 41% to US \$57.8 billion due to policy uncertainty or as countries reduced relevant subsidy payments. Solar technology cost reduction also contributed to the lower investment levels as the volume of solar installations increased by 20% globally. The German cleantech sector, in particular, has faced slowing demand for solar and wind investments in Europe.

Throughout the year, we supported several German cleantech companies. For example, we acted as joint lead arranger and bookrunner in extending a €29 million syndicated credit line for the wind and solar project developer WKN AG. We also had a major role in a 13-member consortium that provided a €252 million credit line to the German renewable project developer Juwi Group.

Beyond our core business activities, we hosted client briefings on policies and developments and held meetings with policymakers to offer feedback on policy proposals.

Further information

► db.com/cr/energy-transition

¹ Bloomberg New Energy Finance.

Our trade and export finance services also help companies to expand into new markets. We supported €74 billion of trade finance activity with letters of credit and €1.95 billion of loans assisted by export credit agencies in 2013. In the energy sector, we provided export credit loans for:

- Connecting a 300 MW wind farm in Kenya to the power grid through a transmission line project
- Refurbishing a power plant in southeastern Europe to reduce emissions and improve efficiency
- Upgrading a pipeline compressor station to improve energy efficiency in Eastern Europe

Renewable energy also remains an important sector for our Trust & Agency Services group. In total, we supported 15 renewable energy projects with a project size of 1,250 MW worth €2.3 billion. For example, we are providing various services to a consortium buying the transmission line for the UK Greater Gabbard offshore wind farm, the second largest offshore farm globally.

In the US, we offer a variety of services for significant energy efficiency upgrades for a wide range of public-sector clients. Our work begins when project financing is funded into an escrow account and then continues after the energy efficiency upgrade project is completed. We manage the project's cash flow, paying out the value of energy savings to the lending bank, project developer and building owner.

We supported 71 major US projects in 2013, including installing efficient windows, lighting and heating systems in public housing in New York; replacing streetlights in Oakland; and retrofitting buildings at multiple Department of Defense installations to reduce energy costs and improve energy security.

Deutsche Bank also took on the role of trustee and paying agent for California's San Bernardino County's Property Assessed Clean Energy (PACE) program. The program provides an innovative way to finance energy efficiency and renewable energy upgrades to buildings by enabling property owners to pay for improvements at no personal cost as the loan is repaid through property taxes. Over the past two years, California's PACE program has supported over 6,000 property owners in making energy efficiency upgrades to their homes, which will reduce their annual energy consumption by over 67 GWh and reduce annual CO₂ emissions by 17,000 t.

Green Bonds

Green Bonds raise funds for projects that benefit the environment and are a fast-developing addition to the fixed income market – using the debt capital markets is a priority to finance the low-carbon transition.



We supported the development of the Green Bond Principles in 2013. The Principles will help the market to develop by creating a common, voluntary framework and standard disclosures. They support transparency and integrity, providing guidance to issuers on the necessary components for a Green Bond issue, including:

- The project selection process
- The use and management of proceeds
- Reporting requirements

Deutsche Bank was one of two other lead managers for one of the first Green Bonds, supporting the European Investment Bank in raising CHF350 million for renewable energy and energy efficiency projects. We also acted as joint bookrunner for Unibail-Rodamco, a European commercial property company, which raised a €750 million, ten-year Green Bond.

Business with retail clients

Considering diverse stakeholder interests

- We introduced further measures to support the FairShare™ principle.
- Results of our annual client satisfaction survey showed continued improvement.
- We provided €769 million in financing for energy-efficient buildings and renewable energy in Europe.

As one of the leading banks for private and business clients in Europe, we continued to face the aftermath of the financial crisis throughout 2013. We therefore focused on topics such as the ongoing uncertainty regarding the future development of capital markets, stricter regulations to protect consumers and regaining clients' trust. At the same time, more is expected of financial institutions. Clients are better informed and question the costs associated with products and services. Given this new reality, we strive to best meet our clients' demands and expectations.

Our FairShare™ principle

Creating value for clients as well as shareholders is essential to responsible banking, and we continually seek ways to anchor this concept in our business. This understanding is at the core of the FairShare™ principle, which has been anchored in our private and business client division since 2012.

The FairShare™ principle reflects the culmination of developments since 2008 to foster a client-centric approach. These developments include transparent product information sheets to provide clear facts about our products, software to help sales staff meet our quality standards and a broader Responsible Banking Initiative.

Further information

► db.com/cr/advisory

Further information

► db.com/cr/code-of-values

Product Code and Product Principles

As part of FairShare™, we implemented a Product Code and Product Principles. These commit us to creating long-term value for clients and shareholders through products that are transparent, part of the real economy and beneficial to individuals yet not harmful to the general public.

In line with this commitment and the bank's overall approach to reputational risks [Page 23](#), we will not advise on or offer products directly connected with:

- Wagers on death, illness, invalidity or insolvency
- Production and sale of nuclear weapons, cluster munitions or land mines
- Speculation on commodity scarcity¹
- Encouragement or use of child labor
- Criminal activities, including illegal drugs and money laundering
- Human rights violations

The Responsible Banking Committee of senior executives supervises compliance with these principles.

In 2013, we reviewed our worldwide credit product offering (mortgages, consumer finance and business products) to ensure compliance with FairShare™.

Measuring performance for clients

In 2013, we introduced new key performance indicators (KPIs) to measure the value creation for our clients within the FairShare™ principle. Client performance indicators include the volume of net new business, results of the client quality survey and client performance.

/ **Net new acquisition client volume:** We measure the development of our performance-adjusted client volume because we believe that only satisfied clients will recommend us to others or expand their banking relationship with us.

/ **Client quality index:** In calculating this index, we take into consideration the results of client satisfaction surveys, mystery shopping and personal feedback from clients who are contacted by phone after an advisory meeting that resulted in a transaction. [Page 44](#)

/ **Client performance:** We compare the development of client portfolios with results from model allocations, taking into consideration our clients' investment goals and risk appetite.

¹Except for hedging business clients' trading activities.

We regularly communicate our FairShare™ approach to our employees and consistently provide relevant material on our intranet platform. Our online trainings also include targeted modules on client centricity, underlining the importance of responsible banking and supporting the implementation of FairShare™.

Client satisfaction

In 2013, around 410,000 clients participated in our client satisfaction survey. Their responses show us how they perceive our services, how loyal they are to Deutsche Bank and how they rate the quality of our advice. Despite the difficult market situation, we were able to improve the results in these fields in comparison to the year before. The client loyalty index rose from 67.0 to 68.4 points in 2013; the quality of advice also improved, increasing from 68.7 to 70.7 points.¹

We use mystery shopping, a control mechanism that entails a third-party auditor acting as a client, to check compliance with our quality and advisory standards. In 2013, we carried out circa 8,600 test purchases and conducted approximately 7,500 telephone interviews with clients following an advisory meeting. Our mystery shopping index is based on the results of these test purchases and client interviews. This index increased from 82% to 83% in 2013. The results of our client satisfaction survey, test purchases and client feedback contribute to the objectives we set for our branch offices.

Product responsibility and consumer protection

In line with our principles, we aim to promote products that provide capital for the real economy and offer solutions customized to our clients' needs. Before granting loans or approving lines of credit, we analyze our clients' financial situation. We carefully proof that the duration of our credits is appropriate as compared to the financing purpose and do not finance if there is a danger of debt overload. We do not offer incomprehensible product bundles or products that do not include clear benefits for the client.

¹ Calculation based on TRI*™ methodology on a scale of -66 to +134.

€388
million
in sustainable
investment funds

Further information

► db.com/cr/accessibility

In addition to our exclusion criteria, some products are not available to certain client groups. For example, products with long-term and limited tradability will not be actively sold to people over the age of 70.

Employees must be sure that clients understand the characteristics, functions and risks inherent to a product. Product information and marketing materials must be understandable and must provide all relevant information, including costs and price.

Sustainable products

We also aim to contribute to the development of a sustainable economy. In all our European operations, we provide financing for energy-efficient buildings and renewable energy. Additionally, we extended our cooperation on these products with KfW bank in Germany to Italy and Poland in 2013.

Our network of branches in Europe also sells sustainable investment funds. In 2013, these funds attracted around €388 million from retail clients (2012: €450 million).

[Page 48](#)

We also serve around 900,000 entrepreneurs, freelancers, business owners and companies – many of them family-run. This year we consolidated our competences for private clients, business clients and small- and medium-sized enterprises that are not primarily oriented towards the capital market. [Page 37](#)

Accessible banking

We aim to make our banking services accessible to all clients and we make provisions for special needs.

Since 1995, Deutsche Bank has strongly supported the “Ein Konto für Jedermann” initiative to make a current account available to everyone, regardless of financial status. The principles of this initiative are explicitly stated in our account opening guidelines, and we already meet the standards of the EU Directive on Basic Accounts, which are currently in discussion.

The products and services we offer are tailored to the specific needs of certain customer groups. For example, we have equipped new ATMs in Germany with headphone jacks for a voice menu and lettering in braille to enable access for people with visual impairments. As we remodel branches worldwide, we aim to improve access for the disabled through measures such as eliminating steps, adjusting the width of doors and creating more maneuvering space for wheelchair users.

Our telephone and online banking services enable customers to access banking without visiting a branch. In 2013, we introduced the “elektronisches Postfach,” an online service that enables our clients to order securities statements, credit card statements and account balance statements via phone or internet. We will continue to expand these services in 2014.

Promoting financial literacy

The amount of debt incurred by young people in Germany has quadrupled over the past ten years, increasing the need for students to understand personal finance.

Through our financial literacy initiative in the German market, Deutsche Bank employees make their expertise available to schools. They provide practical guidance to help students manage their money better and discuss topics ranging from the history of money and banking to the global financial markets in order to improve students’ understanding of the economic system.

In other countries, we also promote financial understanding via print and online media in order to maximize the reach of these initiatives.



▲ Deutsche Bank employees volunteer in schools

Further information

► db.com/cr/financial-literacy-initiative

Facts and figures

Business with companies

Corporate Banking & Securities: Renewable energies and cleantech*

| In € m. | 2013 | 2012 | 2011 |
|-------------------------------|-------|-------|-------|
| Public merger and acquisition | – | 2,200 | 5,435 |
| Equity and debt | 5,512 | 231 | 2,290 |
| Project finance | 2,595 | 1,916 | 2,117 |

The volume of renewable energy and cleantech deals reported is strongly affected by the number of confidential deals (which are excluded from the reported numbers) and sector activity.

*Excluding undisclosed transactions and secondary deals.

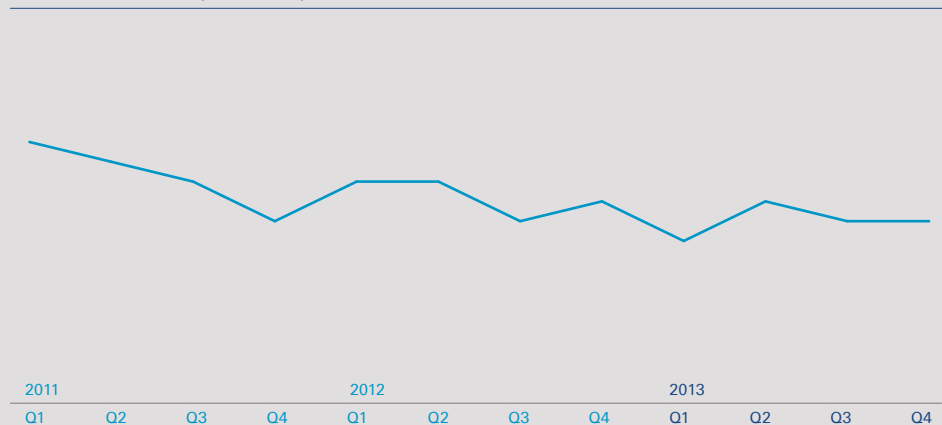
Renewable energy and clean technology, selected deals

| | |
|----------------------------------|--|
| Advisory | <p>Siemens' €2.5 billion initial public offering (IPO) spin-off of its lighting company subsidiary Osram – the first major German spin-off transaction since 2005 that will facilitate Osram's and the lighting industry's transformation to energy-efficient LEDs.</p> <p>Deutsche Bank role: lead financial advisor</p> |
| Equity issues | <p>A US \$250 million follow-on offering for the US solar technology company SunEdison.</p> <p>Deutsche Bank role: left bookrunner</p> <p>A £238 million IPO for Infinis Energy, the largest corporate renewables IPO in Europe, in 2013, for a leading independent renewable energy generator.</p> <p>Deutsche Bank role: joint global coordinator and joint bookrunner</p> |
| Debt issues | <p>A US \$1.2 billion convertible senior notes offering, raising 35% of the company's market capitalization, facilitated by a US \$320 million bridge financing.</p> <p>Deutsche Bank role: lead bookrunner and advisor</p> <p>A US \$300 million in senior convertible notes for the market-leading integrated solar company SunPower.</p> <p>Deutsche Bank role: left bookrunner</p> |
| Project finance | <p>A £55 million in senior loan facility for an innovative biomass-powered combined heat and power plant in London, UK.</p> <p>Deutsche Bank role: mandated lead arranger, sole underwriter, security and facility agent, hedge counterparty, account bank and letter of credit issuing bank</p> <p>Financing of the US \$346 million Copper Mountain Solar 2 project, a 150MW thin-film solar PV project in Nevada, US.</p> <p>Deutsche Bank role: one of the Mandated Lead Arrangers in a group of seven banks to finance the project; Deutsche Bank also acted as letter of credit issuing bank as well as hedging bank</p> |
| Trust and agency services | <p>A £300 million project bond for the transmission line for the Greater Gabbard offshore wind farm in the UK.</p> <p>Deutsche Bank role: principal paying agent, common depositary, account bank, bond trustee and security trustee</p> |

Business with retail clients

Client loyalty index

Private & Business clients (TRI*M value¹)



Source: Private & Business Clients, Client Survey, TNS Infratest Financial Research Institute.

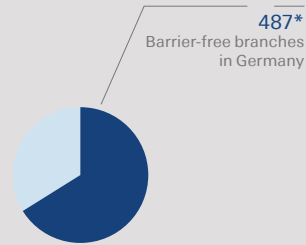
¹TRI*M (Measure, Manage, Monitor) is the globally-leading system for stakeholder management and client loyalty. It is tailored to the individual needs of companies in order to incorporate information from all stakeholder groups into the decision-making process.

Sustainable products for private and business clients

| In € m. | 2013 | 2012 | 2011 |
|--|-------|-------|-------|
| KfW loans granted to private and business clients in Germany | 623.0 | 578.5 | 624.6 |
| thereof KfW green loans to private clients in Germany | 501.0 | 470.0 | 507.8 |
| thereof KfW green loans granted to SMEs in Germany | 122.0 | 108.5 | 116.8 |
| Green loans granted to private and business clients in Europe (excl. Germany) | 146.0 | 178.5 | 132.0 |
| Volumes in sustainable investment funds in private and business clients accounts in Germany | 319.0 | 320.0 | 353.0 |
| Volumes in sustainable investment funds in private and business clients accounts in Europe (excl. Germany) | 69.0 | 130.0 | 144.0 |

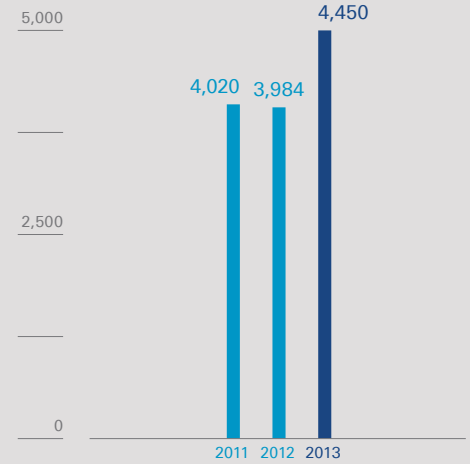
Barrier-free branches

Number, Germany



ATM and banking terminals with braille

Germany



*Total number of branches, Germany: 734

Best client advisory

/ German newspaper Handelsblatt

Mandated Lead Arranger

of the year for renewable energies
/ Infrastructure Journal Awards

Managing assets for our clients Focusing on ESG

- We created a Head Office for environmental, social and governance (ESG) investing to further drive ESG integration in our asset and wealth management activities.
- We internationalized proxy voting guidelines to strengthen our approach to corporate governance issues at portfolio companies.
- At the end of 2013, we managed and advised on €5.1 billion assets integrating ESG criteria and themes.

Individuals and institutions increasingly view environmental, social and governance risks and opportunities as significant for long-term returns. Interest in dedicated drivers of ESG services such as inclusion of ESG factors in the investment processes, exclusions of specific activities such as cluster munitions and participation at companies' annual general meetings in particular is growing. This interest also extends to our high-net-worth clients, family offices, churches and foundations. Responding to these developments, we are expanding on our previous involvement in the ESG field.

As a responsible investor, we believe that the integration of ESG into our investment processes is part of our fiduciary duty. Not only do we analyze the ESG performance of companies we invest in, but we also support projects that tackle climate change or improve food security through our advisory mandates for impact investment funds.

Globally, the ESG market accounts for nearly US \$14 trillion, which indicates that approximately one fifth of all professionally managed assets incorporate ESG factors. Of these assets, 89% are comprised of institutional assets while retail assets make up the remaining 11%.¹

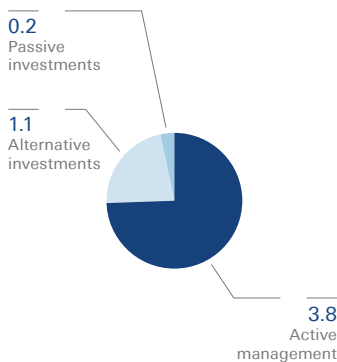
At the end of 2013, we managed and advised on €5.1 billion assets incorporating ESG criteria and themes (2012: €4.5 billion), representing less than 1% of total assets under management, or €923 billion. Factors that contributed to this increase include intensified consulting and advisory services for churches and foundations regarding sophisticated ESG-mandated solutions.

Further information

► db.com/cr/sustainable-investments

¹Global Sustainable Investment Review 2012, GSIA.

ESG assets under management
In € bn.



Anchoring responsibility in asset and wealth management

In 2013, we restructured our asset and wealth management activities to create a platform that integrates our active, passive, alternative and wealth management businesses. In line with the bank's commitment to sustainability and in order to intensify and align our ESG efforts across this new platform, we also established an ESG Head Office. The Head Office unifies our ESG expertise and supports research and product development in a dedicated unit with an expanded team of ESG specialists.

The ESG Head Office is not only responsible for the coordination, development and strengthening of our ESG investment capabilities, but also the implementation of our new ESG strategy across the entire Asset and Wealth Management division. Three pillars define this strategy:

- / **Risk management:** produce in-depth ESG research to support investment decisions and to reduce investment and business risks.
- / **Governance:** roll out consistent ESG policies and procedures for all asset and wealth management to ensure that all employees are aware of available information and comply with processes.
- / **Value creation:** identify existing product gaps and develop new, responsible products and services.

To demonstrate our commitment to responsible investing, our asset management business signed the United Nations' Principles for Responsible Investing (PRI) in 2008. We report our activities and progress towards implementing the Principles according to the PRI Framework. As required by PRI, our 2013 report will be publicly available for the first time.

Based on the historically greater prominence of responsibility as an investment theme in Europe, we have mainly focused on applying the Principles in our European activities. Going forward, we seek to apply them in other regions as well.

Incorporating ESG analysis into investment processes

We strongly believe that an ESG approach contributes to better investment decisions. It adds an extra dimension to investment analysis, helping us to better understand individual companies and the business environment they operate in.

We provide our equity and bond analysts and portfolio managers with ESG ratings data in our research portals, alongside conventional financial and market data. [Page 52](#)

Further information

- ▶ rreef.com
- ▶ db.com/cr/sustainable-investment

Our ESG research process

Our analysts and portfolio managers are provided with raw ESG data and detailed reports on more than 4,000 listed companies and on 130 countries by external research providers. Company data covers topics such as environmental management, workers' rights and quality of reporting and disclosures. Country data includes social standards and treatment of natural resources. In addition, our staff receives carbon-specific data on 2,500 companies from an external research firm.

We use this raw data to create ratings based on company-specific priorities. Each company is rated on a scale from A to F as compared to the median for the respective regional investment universe. The rating therefore indicates how well a company is managing the ESG risks and opportunities compared to its regional peers.



Active ownership

Our US and European entities have participated in proxy voting for our retail and institutional equity funds for more than a decade. In 2013, we internationalized our European proxy voting policy so that it accounts for the global exposure of our European mutual and institutional fund entities. For the corresponding US entities, we apply similar guidelines to all investee companies, which are tailored to regional requirements. As part of enhancing our ESG commitment, we have increased our focus on governance issues in our proxy voting activities.

We also provide portfolio managers and analysts with guidance on ESG issues to be raised at company meetings, including key questions on the role of ESG in company strategy and the supply chain, social and environmental policies as well as other areas of stakeholder interest.

We encourage constructive, active verbal and written dialogue with companies on any matters of corporate governance and control that could be subject to interpretation. We focus our engagement on companies that are below average in our rating system or contravene internationally agreed standards like the UN Global Compact. All voting results ("proxy voting") of our Europe-based funds are now published on our website.

Further information

► dws.com

Advancing ESG implementation

Within the investment industry, we actively seek to advance ESG implementation – especially in Europe, where we participate in the activities of some of the most influential bodies regarding ESG investments such as Eurosif and EFAMA.

This year, we contributed to Deutsche Börse’s recommendations for capital market communication on sustainability and worked with the International Integrated Reporting Council, which published its reporting framework at the end of 2013.

To broaden understanding of ESG investing, we published the White Paper “Environmental, social and governance (ESG) data: Can it enhance returns and reduce risks?” The paper explains the concept of ESG investing and highlights investment benefits. The author recommends full consideration of ESG by any institutional or private investor, viewing it as a longer-term strategy that can enhance investment returns and reduce risks by capitalizing on insights into the business relevance of specific ESG factors.

Further information

▶ db.com/cr/esg-white-paper

We also encourage companies to position sustainability at the heart of their business, continuing to jointly award the German Investor Prize for Sustainable Business (Deutscher Investorenpreis für verantwortliches Wirtschaften) with the DuMont-Verlag publishing house. The award recognizes companies that demonstrate outstanding success in incorporating ESG matters into their core business activities. Volkswagen and the packaging and bottling machine manufacturer Krones won the awards in 2013 thanks to their environmental commitment and human resource performance.

Pursuing ESG mandates

In addition to integrating ESG into our retail and institutional investments, we also offer ESG-specific investment opportunities based on criteria such as best-in-class or low-carbon technology as well as tailored investments to meet investors’ specific requirements. In addition, we manage impact investment funds for institutional clients. A dedicated team of portfolio managers advises these funds, which include, but are not limited to, three public-private partnerships focused on sustainable energy in emerging economies, energy efficiency in the EU and food security in Africa.

Further information

▶ aatif.lu
▶ eeef.eu
▶ gcpf.lu

In 2013, we launched two new retail equity funds. DWS Invest II ESG Equity Europe has a special focus on considering ESG factors alongside fundamental analysis. We also repositioned the DWS Klimawandel in order to take the continually increasing exposure of the fund to the water sector into account. Now known as DWS Water Sustainability, the fund invests globally into companies operating along the value chain of the water sector, including infrastructure, water technology and resource management. The fund also focuses on companies with traditionally high water consumption that are actively reducing their water footprint. Both funds aim to invest in companies with at least average ESG ratings, but can include lower ratings followed by active engagement with these companies on critical issues.

“Outstanding” rating
awarded by the Federal
Reserve Bank over the
course of the past

20 years

An estimated

3.8
million

microloans have
been facilitated
by Deutsche Bank
since 1997

Further information

- ▶ db.com/cr/microfinance
- ▶ db.com/cr/community-development

Empowering individuals and communities

In addition to the ESG strategy in our asset management business, Deutsche Bank has a long record of using its expertise to channel capital to projects that would not receive the financing they need based on purely commercial criteria. Whenever possible, we partner with others and involve our employees as pro-bono consultants to empower the social sector. [Page 67](#)

Our experience of public-private partnerships includes more than 20 years’ support for affordable housing initiatives in the US. Our commitment goes well beyond the requirements of the Community Reinvestment Act (CRA) – the Federal Reserve Bank has consistently rated Deutsche Bank “outstanding” for this performance.

Launched in 2011, at a time of public-sector spending cuts, the Impact Investment Fund (IIF) has helped to close a financing gap for social enterprises in the UK. In 2013, the IIF invested £1 million in the Social Impact Accelerator (SIA), the first pan-European public-private partnership supporting social enterprises. The SIA is a pilot project backed by the European Investment Fund to address the growing need for equity capital for social enterprises, which promote alternative sources of employment for marginalized groups. At the end of the year, two additional investments by the IIF in the Impact Ventures UK and the Social Venture Fund II were confirmed and will be finalized in 2014. In addition to providing finance, the IIF helps to develop the existing market infrastructure for social impact investing.

We were the first global bank to launch an investment fund supporting the micro-finance sector in 1997, and since then we have pioneered standards to promote ethical behavior in the industry and protect its clients. We have lent a total of US \$305 million to 125 microfinance institutions in 51 different countries, seeding an estimated 3.8 million loans for micro-entrepreneurs worth US \$1.67 billion. This includes US \$100 million through the Global Commercial Microfinance Consortium II, which supports microfinance institutions with loans and technical assistance grants.

In 2013, Deutsche Bank also secured US \$75 million from institutional investors for the Microfinance Enhancement Facility (MEF), a public-private initiative with US \$469 million from the public sector and development banks. MEF provides funding to microfinance institutions worldwide, improving access to financial services for micro-entrepreneurs who are running productive small businesses, thus stimulating growth, creating jobs and reducing poverty.

Deutsche Bank’s Community Development Finance Group launched a US \$4 million not-for-profit loan fund in 2013 to support the Global Alliance for Clean Cookstoves. The Alliance aims to replace traditional stoves and open fires in developing countries, which create indoor air pollution that is responsible for four million deaths a year. The Clean Cooking Working Capital Fund will provide finance and loan guarantees to designers, distributors and fuel suppliers, who have previously struggled to access funds for early-stage development. Deutsche Bank’s Community Development Finance Group will manage the fund and invest up to US \$500,000. [Page 96](#)

Facts and figures

ESG assets under management

| In € m. | 2013 | 2012 | 2011 |
|--|--------------|--------------|--------------|
| Active management Retail and institutional investments, including best-in-class funds and themed funds as well as Wealth Management, Private Banking services for High-Net-Worth individuals and institutional clients | 3.787 | 3.413 | 2.843 |
| Passive investments Exchange traded funds in accordance with ESG criteria | 163 | 32 | 31 |
| Alternative investments Impact investing, including funds with environmental or social objectives that are sponsored by governments and/or institutions | 1.128 | 1.017* | 110 |
| Total | 5.078 | 4.462 | 2.984 |

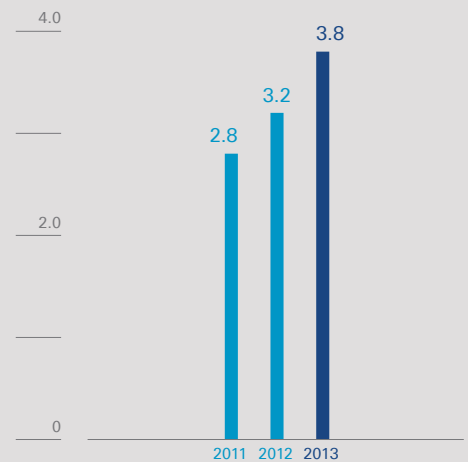
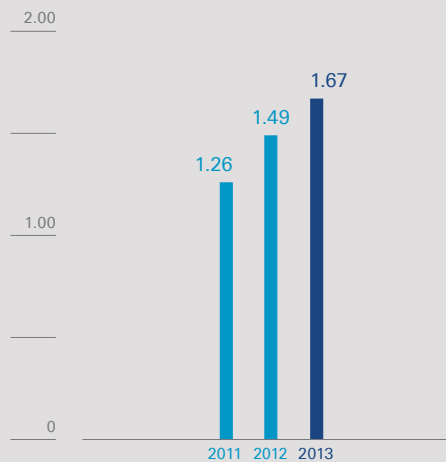
*Due to a change in basis of calculation, data has been revised.

In 2013, Deutsche Asset & Wealth Management (DeAWM) managed assets with a volume of €923 billion (December 31, 2013).

Microfinance

Estimated cumulative financing to micro-borrowers since 1997, in US \$ bn.

Estimated cumulative number of microloans financed since 1997, in m.



**Best Private
Bank
Germany –
2013**

/ Euromoney


**Ranked
1st**

in the "Fuchs report 2013 –
Stiftungsvermögen im Test"

/ Fuchs report

3 / Our Commitment





»As soon as I began earning a salary, I started to contribute to society. Because I wanted to get involved in my neighborhood, I decided to offer my ›hands-on‹ assistance at the Sagrada Familia’s Social Civic Centre in Barcelona four years ago. Winning the Volunteer Award has reinforced my motivation to continue this work.«

Alex Marzo, Barcelona

He is the regional winner of Deutsche Bank’s Volunteer Award and Relationship Manager in the Private & Business Clients division. He helps families that cannot afford to cover all their children’s education costs and volunteers to foster social integration.

3

59 Employees

Driving cultural change

72 Corporate citizenship

Tackling key social challenges

82 Environment

Operating sustainably

/ Realizing our commitments

Our commitment to our employees, society and the environment is vital to our corporate responsibility approach. It includes our determination to develop a culture that encourages desirable employee behaviors and rewards responsible and sustainable performance.

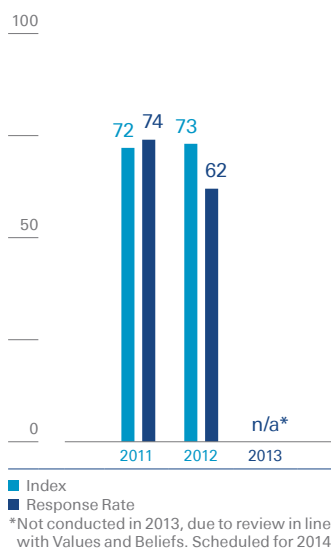
With our corporate citizenship programs, we tackle key social challenges – we enable talent, drive social change and promote art and music. Corporate volunteering has become an integral part of our corporate culture. In 2013, our volunteers supported 2,900 projects around the world.

We also continually seek to reduce our global operations' impact on the environment and have renewed our commitment to carbon neutrality.

Employees Driving cultural change

- We are laying the foundation for cultural change through implementing our new Values and Beliefs.
- Training and developing our employees remains a priority to ensure that we have talented people to secure the future of the bank.
- Sustainability criteria are included in our performance and compensation practices.
- We launched our Diversity Strategy 2.0 to develop a more inclusive and diverse organization.

Employee commitment index In %



In 2013, we laid the foundation for long-term change with the release of our new Values and Beliefs, placing Deutsche Bank at the forefront of a profound cultural change in our industry. By living these Values and Beliefs in daily interactions with our stakeholders, employees have a critical role to play in helping us to restore the trust lost during the financial crisis, which is also at the heart of our Strategy 2015+. [Page 4](#)

Establishing our Values and Beliefs

Throughout the year, we undertook an intensive process of internal consultation and collaboration to establish the Values and Beliefs that underline our cultural change. We conducted our most comprehensive dialogue exchange to date, engaging with employees and management immediately after our strategy review. We gathered feedback from more than 52,000 employees, representing over half of the bank's global population. This feedback was used by senior management to identify the cultural themes that needed to be developed to support the delivery of Strategy 2015+. These include: fully focusing on our clients, observing the highest levels of integrity across all our client relationships, maintaining operational discipline and collaborating more effectively across departments.

Our Group Executive Committee took a strong lead in developing and interpreting our cultural themes as well as the Values and Beliefs. Extensive sessions were held with the bank's top 250 leaders to ensure that these Values and Beliefs were fully endorsed by our most senior employees. Co-CEO-led Managing Director Culture Forums across key regional locations focused on the definition of good conduct from the perspective of our employees and society at large. The collective feedback received was acknowledged at the 2013 Senior Management Conference, during which the bank's top 250 leaders endorsed the new Values and Beliefs. [Page 12](#)

Measuring change

We are integrating our Values and Beliefs into people management tools such as objective setting, performance management, leadership, management assessment and people development tools.

We are developing organizational metrics and systems to support the measurement and adoption of desired behaviors. This will be achieved through the use of client management information systems, client satisfaction metrics and performance measurement systems, including the creation of a scorecard with financial and non-financial metrics.

Managing operational transformation

In 2013, we started a comprehensive project to better serve clients, tighten controls and improve cost-efficiency. The project not only includes the streamlining of our processes and the introduction of new technologies or systems, but also requires all employees to be open to new ways of thinking, which will lead to new habits and a very different approach to daily work.

In the past, we may have underestimated the potential emotional effects of change. We have therefore developed a series of measures to support leaders and employees throughout the transformation. These include: guidelines on managing change; surveys to assess how employees are processing the change both mentally and emotionally; and coaching, workshops and trainings on how to increase efficiency.

Recruiting top talent

The attraction and selection processes for new employees are key to the successful implementation of our Values and Beliefs. This affects not only new hires, but also our processes for internal mobility.

Our approaches to recruiting talent are tailored to our Group-wide programs, divisions and regions as well as the requirements of the respective target groups. Social media has proven very successful in our recruitment. In 2013, our German Facebook careers page was ranked as the No. 1 page among Facebook career pages of the financial services industry in Germany.¹

Further information

► facebook.com/DeutscheBankKarriere

¹Based on November 2013 analysis by the portal Karrierebibel.de.

28th

most attractive employer
in the world

Deutsche Bank as an attractive employer

Despite the current image challenges of the banking industry and our limited profile in some countries, Deutsche Bank was ranked the 28th most attractive employer in the world and is the first non-US bank to be ranked in Universum's World's Most Attractive Employers Survey Business Ranking. The ranking is based on a survey of 200,000 students from around the world that assesses career expectations and perceptions of employers. Our strong positioning as an employer is reflected in our graduate acceptance rate: 81% of employment offers made to recent graduates were accepted in 2013.

Talent acquisition

| In headcount | 2013 | 2012 | 2011 |
|--------------------------------------|------|------|------|
| Graduates hired globally | 501 | 653 | 713 |
| Female share of hired graduates in % | 33.7 | 35.5 | 33.3 |

Hires by major job categories

| In k FTE ¹ | 2013 | 2012 | 2011 |
|-----------------------|------------|------------|-------------|
| Officers ² | 2.9 | 3.1 | 3.8 |
| Non-Officers | 5.0 | 5.3 | 7.3 |
| Total | 8.0 | 8.3 | 11.1 |

¹Full time equivalent = total headcount adjusted proportionately for part-time staff, excluding apprentices and interns.

²Officers comprise all employees with corporate titles, including: Managing Directors, Directors, Vice Presidents, Assistant Vice Presidents and Associates.

Excluding Postbank, Sal Oppenheim, BHF, DB Investment Services; corporate titles not implemented.

Developing our employees

In 2013, we translated Strategy 2015+ into a development approach that incorporates our Values and Beliefs by:

- Building capability across the organization and developing managers into future leaders
- Creating an environment that encourages sustainable performance in line with the bank's strategy
- Investing in the professional and personal development of our employees and managers to motivate them and maximize their capabilities

We aim to cultivate a broad pipeline of talent. We therefore invest in the professional and personal development of all our employees. In 2013, we launched the Career Mobility campaign, which is designed to encourage employees to explore opportunities within the bank. Our intranet provides access to resources and information on open positions – all open positions for the Vice President level and below are posted internally for two weeks. Only if no suitable candidate is found are positions then posted externally.

Appointing senior talent

A Group-wide approach to the bank's senior talent is crucial to building a strong pipeline of future leaders who can guide sustainable performance, growth and the right culture in the long term. To this end, a People Committee was formed in 2013. The Committee is a formal body that steers and governs bank-wide strategic talent practices. It is chaired by our Co-CEOs.

Senior appointments are centrally coordinated to ensure that the most qualified talent from across the bank is quickly identified for critical open positions. This is closely linked to succession planning and supports cross-divisional mobility, development, retention of key talent and greater progress on senior female appointments.

Managing performance

Differentiating performance and letting our employees know where they stand is essential to rewarding them fairly and motivating them. We review employees' performance based on both what they have achieved (performance objectives) and how they have achieved this (Values and Beliefs).

Employees typically have two formal reviews with their direct manager each year – a mid-year review and a year-end review. Supported by ongoing informal conversations throughout the year, these formal reviews present a coaching and feedback opportunity to discuss performance and develop employees' career goals. Performance evaluations conducted by managers also inform compensation and promotion decisions. We support employees in reaching higher levels of performance by developing new skills and capabilities through appropriate training and development programs.

In 2013, more than 95% of employees in scope completed a performance review using the bank's system for supporting employee performance and development.

Aligning compensation with sustainable performance

Public perceptions of compensation in the banking sector were generally very critical in the wake of the financial crisis. Redesigning our compensation and benefit schemes is therefore important to our strategic employee initiatives.

In 2012, we commissioned an Independent Compensation Review Panel to assess management compensation practices at Deutsche Bank. The panel's review included benchmarking the bank's compensation systems against industry best practice as well as current and expected regulatory requirements. The Panel's findings, published in 2013, noted that "governance processes around the bank's compensation structure, decision-making and related disclosures are of a high standard." The panel went on to state that such processes should still, however, be evaluated regularly. We are in full agreement with this and have made changes to compensation governance aspects in 2013.

Further information

► db.com/cr/compensation

In accordance with local data protection and labor laws, we initiated a process to compile a list of all employees (currently excluding non-managerial staff in Germany) who had received a disciplinary sanction during the year. The information collected as well as the examination of the general context are considered when deciding on individual compensation. We also include data from our Red Flags Initiative in this process. [Page 21](#)

Further information

► db.com/reports

Furthermore, our Deferred Compensation Plans allow for forfeiture of certain compensation components in cases of policy breach.

Driving diversity

To be successful in the long term, we must have the right mix of skills and talents. Diversity is therefore anchored in our Values and Beliefs.

This year, we launched Diversity Strategy 2.0 to encourage and develop a more inclusive and diverse culture and organization through concentrating on five key elements.

Diversity Strategy 2.0

Key elements



Enhancing training

Our leaders’ attitudes towards diverse points of view strongly influence team motivation, results, innovation and collaboration. Educating our leaders on diversity aspects is therefore an essential element of our Strategy 2015+.

In September 2013, we rolled out a new e-learning module, “Great minds don’t think alike – The power of different perspectives,” to all employees globally. This module presents employees with the opportunity to challenge their own assumptions and outlines ways to make fact-based decisions. The topic is also covered in half-day leadership seminars that all Managing Directors and Directors in Germany are required to attend. To date, 33% of Managing Directors and Directors have completed the training.

Deutsche Bank shares in diversity best practice and is eager to learn from our peers. The bank is a founding member and signatory of the Charter de la Diversidad in Spain, the Charte de la Diversité in Luxembourg and the Charta der Vielfalt in Germany. Deutsche Bank was elected to the Board of the German charter in January 2013.

Promoting women

Although the Management Board and the Group Executive Committee currently have no female members, we are committed to increasing diversity within these bodies. We are therefore building a pipeline of senior talent to ensure better female representation in our senior succession planning.

This year, the third cohort of women took part in the award-winning ATLAS (Accomplished Top Leaders Advancement Strategy) program and the fourth cohort took part in the Women Global Leaders program. Both programs have proven to be effective in increasing the number of women in leadership positions. More than 50% of the participants are now in positions with new or greater responsibilities.

Delivering transparency

Along with the other DAX (German share index) companies, Deutsche Bank signed a declaration in 2011 to increase the proportion of female senior managers to 25% (Managing Director and Director levels) and for all officer titles to 35% by the end of 2018, as subject to applicable laws worldwide.

We made further progress towards these targets this year. We increased the proportion of female senior managers to 18.7% by the end of 2013, and of all officer titles to 31.1%.

Through our Women on Boards initiative, we have increased the female membership on our subsidiaries' supervisory boards and on our regional advisory boards.

Further information

► db.com/cr/diversity

Female staff

| Based on global corporate titles, in FTE | 2013 | 2012 | 2011 |
|--|---------------|---------------|---------------|
| Female members on Supervisory Board | 7 | 8 | 8 |
| Share in % | 35.0 | 40.0 | 40.0 |
| Female members on Management Board | 0 | 0 | 0 |
| Female Managing Directors and Directors | 1,724 | 1,702 | 1,680 |
| Share in % | 18.7 | 18.0 | 17.1 |
| Female Officers | 13,777 | 13,627 | 13,150 |
| Share in % | 31.1 | 30.8 | 29.7 |
| Female Non-Officers | 18,664 | 18,845 | 19,833 |
| Share in % | 55.8 | 56.0 | 55.6 |
| Total female staff* | 32,441 | 32,472 | 32,983 |
| Share in % | 41.7 | 41.7 | 41.2 |

*Total not including female members on Supervisory Board.
Excluding Postbank, Sal. Oppenheim, BHF and DB Investment Services; corporate titles not implemented.

Looking out for the health and well-being of our employees

We regard the development of Deutsche Bank’s health management as an integral part of our corporate culture. We offer employees worldwide a wide range of health benefits such as medical checkups, an employee assistance program, flu vaccination, occupational health services and worldwide emergency services on business trips. These are complemented by a variety of programs and initiatives. We introduced a health portal in Germany as a new feature to our system.

Work-life balance

We aim to empower employees to work and manage their family commitments effectively. Where possible, we provide flexible working arrangements for parents that include opportunities to work from home, shared jobs or part-time employment. Worldwide, we have set up around 400 childcare spaces near workplaces. In Germany, the UK and the US, we provide more than 5,700 emergency care days for children every year. Our college planning scheme in the US supports parents in the process of their children’s college applications. In the UK, we offer tax-efficient childcare vouchers to employees.

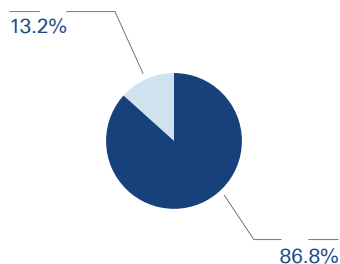
Workshops and other advisory services for parents returning from maternity or paternity leave are also provided in many locations. In 2013, Spain launched a new maternity coaching program, and in the US, Deutsche Bank was named one of the 2013 “Working Mother 100 Best Companies” for the 14th time since 1996. Our efforts in Germany have paid off – approximately 80% of employees return to work after their parental leave.

Part time employment by region

| In headcount | Americas | APAC | EMEA | Germany | UK |
|---------------------|----------|------|-------|---------|-----|
| Part-time employees | 44 | 52 | 1,259 | 12,584 | 281 |
| In % of total staff | 0.4 | 0.3 | 7.5 | 23.1 | 4.3 |

Part-time employment

In %, headcount



■ Full-time employment
■ Part-time employment

Further information

► ghst.de

A family-friendly company

In 2013, Deutsche Bank was re-certified by the Hertie Foundation as a family-friendly company for the third time since 2007. The certification is awarded to companies that enable employees to balance their work and family life and is renewed confirmation of our family-friendly policies, which are consistently implemented in our day-to-day operations and embedded in leadership behavior.

Respecting labor rights

We respect the rights of our employees and adhere to local labor laws wherever we operate. We interact closely with employee representatives and works councils in line with legal regulations. Employees affected by changes are kept informed in accordance with these requirements. In all communication with employee representatives and works councils, we seek solutions and provide full transparency and information-sharing. Prior to any further restructuring, for example, we present a comprehensive overview of our plans to the works council.

19,562
employees
volunteered more than
25,000 days in 2013

Further information
▶ db.com/volunteering

774
team challenges
involved more than
12,500 employees in 2013

Engaging employees

Deutsche Bank has supported employee volunteering and fundraising for non-profit organizations for more than 20 years. This is how we connect the commitment of individual employees with the bank's responsibility agenda. Employee engagement has become integral to our corporate culture, and in 2013, more than 19,500 employees (25% of global staff) volunteered over 25,000 days of their time.

Representative employee surveys prove that our colleagues appreciate the bank's Corporate Volunteering offer and are eager to get involved: 58% of non-volunteers and 93% of current volunteers state that they are likely to participate again in the future.
[Page 81](#)

To celebrate employees' own volunteering, even beyond the bank's programs, we launched the global Volunteer Award in 2013. Employees nominated more than 200 projects and more than 16,000 colleagues voted for their favorites. The 18 regional winning projects each received a donation – one of them is VIS De La Sagrada Familia, Alex Marzo's initiative in Barcelona. [Page 56](#)

Deutsche Bank encourages employees to get involved in three different ways:

/ **Offering hands-on support:** Employees give their time to non-profit organizations, often working together in team challenges. Deutsche Bank supports these efforts through donations and paid leave and covers costs for materials needed. These volunteering opportunities are an integral part of the curriculum for the bank's apprentices and interns.

To celebrate the 10th anniversary of Deutsche Bank Asia Foundation, employees were invited to volunteer across the Asia Pacific region. The theme – "10 years, 10,000 hands" – spelled out the program goal, and in total, more than 6,600 employees spent 44,854 hours on 435 projects.

/ **Acting as mentors:** Nearly 1,600 Deutsche Bank employees made their knowledge and experience available to young people and immigrants, who needed guidance or tried to start their career in a new country. Fourteen of them volunteer as mentors on the German National Scholarship program, which provides support for talented and ambitious scholarship students from underprivileged families. In Sweden, Deutsche Bank launched a partnership with Mentor Sverige, encouraging employees to help young people to prepare for independent living.

/ **Providing pro-bono support:** The expertise of our employees in fields such as finance, project management and marketing helps organizations to improve their performance. This is why we encourage our employees to make their professional skills available to schools and charitable organizations, microfinance institutions, social businesses or foundations.

698
employees

passed on their
professional skills to
community partners

Globally, we extended our Corporate Community Partnership (CCP) program, which sends Deutsche Bank managers on short-term assignments to non-profits in developing countries. In Germany, the Partners in Leadership initiative matches our managers with school administrators who are increasingly facing human resources, project management and other organizational challenges. The schools and organizations benefit from our employees' expertise, while our corporate leaders gain useful new perspectives for their own work.

In 2013, 110 employees volunteered as jury members or consultants to help kick-start social enterprises. Whether they work with the "startsocial" network or support the Investment Readiness Initiative, they empower entrepreneurs to develop new solutions and drive social change forward.

In India, Lakshya (which means "goal") is a capacity-building program for small and growing NGOs that improves their effectiveness and impact. Lakshya creates strong networking opportunities, and the 2013 workshop in Mumbai brought together approximately 120 NGO representatives and sector experts to explore the corporate responsibility requirements in the Indian Companies Act 2013.

Fundraising for charities

Last but not least, Deutsche Bank employees also support selected charities through fundraising campaigns. The bank's Matched Giving programs generated a total of €9.9 million in 2013. The UK Charities of the Year program raised an all-time high of more than £1.8 million in 2013 for both Elephant Family, which protects elephant habitats in Asia; and the Helen Bamber Foundation, which supports victims of extreme cruelty and human rights abuses. And initiatives such as One Day/Donate-a-Day in the UK and Singapore appeal to employees to donate a day's salary to charitable causes. In 2013, they raised a total of approximately €818,000.

€9.9
million

is the total sum of the
Matched Giving programs
(added donations by
employees and the bank)

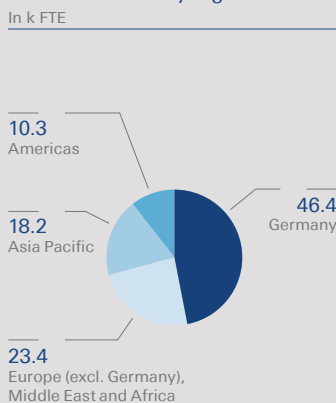
Facts and figures

FTE* development by division

| In k FTE | 2013 | 2012 | 2011 |
|------------------------------------|-------------|-------------|--------------|
| Corporate Banking & Securities | 8.4 | 8.6 | 10.1 |
| Global Transaction Banking | 4.1 | 4.3 | 4.3 |
| Deutsche Asset & Wealth Management | 6.1 | 6.5 | 7.0 |
| Private & Business Clients | 37.9 | 38.0 | 39.0 |
| Non-Core Operations Unit | 1.4 | 1.5 | 1.8 |
| Infrastructure/Regional Management | 40.2 | 39.3 | 38.9 |
| Total | 98.3 | 98.2 | 101.0 |

* Full time equivalent = total headcount adjusted proportionately for part-time staff, excluding apprentices and interns.

FTE breakdown by region



FTE development by region

| In k FTE | 2013 | 2012 | 2011 |
|--|-------------|-------------|--------------|
| Germany | 46.4 | 46.3 | 47.3 |
| Europe (excluding Germany), Middle East and Africa | 23.4 | 24.0 | 24.3 |
| Americas | 10.3 | 10.3 | 11.1 |
| Asia Pacific | 18.2 | 17.6 | 18.3 |
| Total | 98.3 | 98.2 | 101.0 |

Internal staff structure by major job categories

Based on global corporate titles, in k FTE

| | 2013 | 2012 | 2011 |
|--------------|-------------|-------------|-------------|
| Officers* | 43.1 | 43.0 | 42.8 |
| Non-Officers | 33.2 | 33.2 | 35.4 |
| Total | 76.3 | 76.2 | 78.1 |

*Officers comprise all employees with corporate titles, including: Managing Directors, Directors, Vice Presidents, Assistant Vice Presidents and Associates.
Excluding Postbank, Sal. Oppenheim, BHF and DB Investment Services; corporate titles not implemented.

Workforce by contract

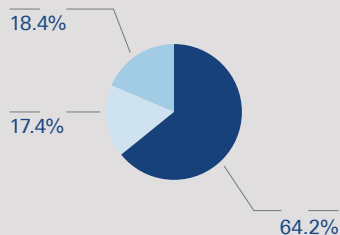
| In %-share, FTE | 2013 | 2012 | 2011 |
|------------------------------------|------|------|------|
| Permanent work contracts | 98.3 | 98.4 | 97.7 |
| Temporary work contracts | 1.7 | 1.6 | 2.3 |
| Permanent work contracts for hires | 93.9 | 89.7 | 86.4 |
| Temporary work contracts for hires | 6.1 | 10.3 | 13.6 |

Voluntary staff turnover rate

| In %, based on FTE | 2013 | 2012 | 2011 |
|-------------------------------|------|------|------|
| Voluntary staff turnover rate | 6.4 | 6.2 | 7.2 |

Employee qualification

In % of total number of employees



- University degree
- High school degree
- Other education degree

Age of employees

In %, headcount

| | 2013 | 2012 | 2011 |
|----------------|------|------|------|
| Up to 29 years | 18.9 | 19.8 | 21.0 |
| 30–39 years | 29.2 | 29.4 | 29.4 |
| 40–49 years | 30.6 | 30.8 | 30.7 |
| Over 49 years | 21.3 | 20.0 | 18.9 |

Average age by region

In years, headcount

| | 2013 | 2012 | 2011 |
|--|------|------|------|
| Germany | 43.9 | 43.2 | 42.9 |
| Europe (excluding Germany), Middle East and Africa | 39.5 | 39.0 | 38.6 |
| Americas | 40.3 | 39.9 | 39.5 |
| Asia Pacific | 33.0 | 32.9 | 32.6 |

Length of company service

In % of headcount

| | 2013 | 2012 | 2011 |
|--------------------|------|------|------|
| Up to 4 years | 33.2 | 34.9 | 37.8 |
| 5–14 years | 30.7 | 30.0 | 28.0 |
| More than 14 years | 36.1 | 35.1 | 34.2 |

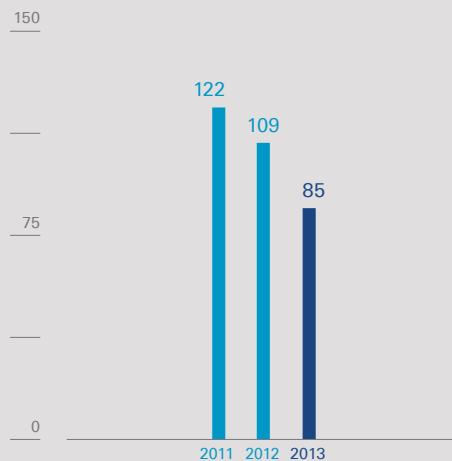
Average length of company service by region

In years, headcount

| | 2013 | 2012 | 2011 |
|--|------|------|------|
| Germany | 18.1 | 17.6 | 17.4 |
| Europe (excluding Germany), Middle East and Africa | 10.3 | 9.8 | 9.6 |
| Americas | 7.9 | 7.8 | 7.3 |
| Asia Pacific | 4.7 | 4.5 | 4.0 |

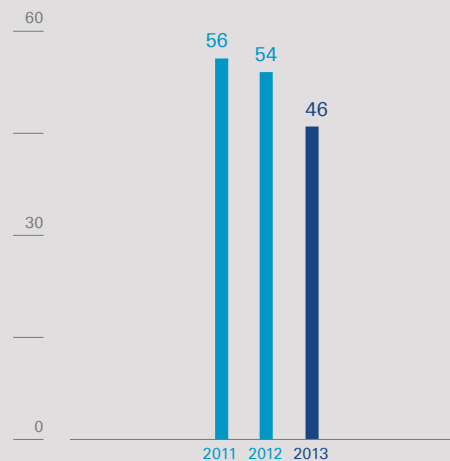
Training expenses

In € m.



Vocational training expenses

In € m.



Implementing our Learning 2015+ strategy provided the opportunity to streamline our portfolio of learning offerings and move towards an environment that provides more self-service learning options combined with instructor-led training, and an increase in internal leader-led sessions. We saw a 10% increase in online e-learning courses, which enables more targeted, focused development with shorter duration. This strategy combined with increased organizational and governance enhancements ensures that employees receive the training they need at the appropriate times in their careers.

Working days lost*

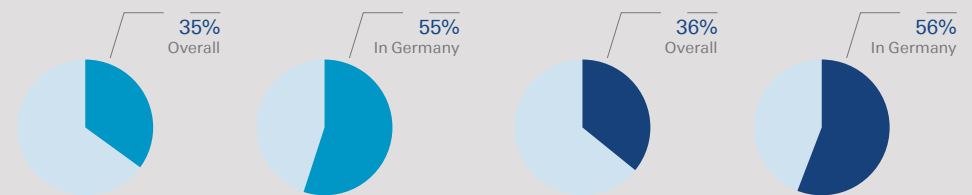
| In days, Germany | 2013 | 2012 | 2011 |
|------------------|-------|-------|-------|
| Work accidents | 774 | 669 | 905 |
| Travel/commuting | 1,138 | 1,141 | 1,941 |
| Sports | 234 | 190 | 105 |
| Bank robbery | 3 | 50 | 45 |

*Deutsche Bank AG and Private & Business Clients.

Employee participation in our Global Share Purchase Plan

Enrollment rate in %

| | 2012 | 2013 |
|--|------|------|
|--|------|------|



| | 2013 | 2012 | 2011 |
|------------------------------|--------|--------|--------|
| Total number of participants | 20,068 | 20,500 | 22,000 |
| Participating countries | 31 | 37 | 30 |

Further information about employee facts and figures online ► db.com/cr/facts-and-figures
Further information about corporate volunteering facts and figures [Page 81](#)

Ranked 9th

out of 100 most attractive employers in Italy among students

/ IDEAL Employer Ranking

Ranked 28th

of the World's 50 Most Attractive Employers according to a survey of 200,000 students worldwide

/ Universum

Third certification

as family-friendly company by Hertie Foundation since 2007

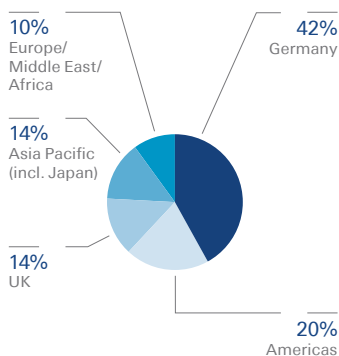
/ Hertie Foundation

Corporate citizenship Tackling key social challenges

- Our business can only prosper if society around us is prospering. For Deutsche Bank, investments in society are therefore investments in our own future.
- In 2013, more than 2 million people benefitted directly from our corporate citizenship programs.

Corporate responsibility investments

Regional split, €78.2 million in total, in %



Further information

► db.com/cr/society

Through our corporate citizenship programs, we tackle key social challenges. We focus on removing barriers to education and personal development, driving change to improve the condition for people and communities and to help overcome structural inefficiencies. In addition, we make cultural experiences accessible to a wider audience and provide a platform for young talent in art and music. This is how we build social capital. To increase the impact of our programs, we often partner with non-profit organizations, renowned institutions or the public sector.

With a total investment of €78.2 million in 2013, Deutsche Bank – together with its foundations – continues to be among the world's most active corporate citizens. More than 19,500 employees volunteered over 25,000 days of their expertise, knowledge, and skills to strengthen community programs. Our strong commitment to corporate citizenship for more than a century demonstrates how the bank and its employees combine a culture of performance with a culture of responsibility. [Page 67](#)

Representative surveys consistently show that people not only expect banks to embrace the highest ethical standards, but also to live up to their responsibility for society at large. More complex analyses we have undertaken deliver convincing testimony that these aspects are critical when it comes to reconnecting with society, boosting employee and client loyalty and (re-)establishing trust among key stakeholders. Responsible business conduct, transparency and the support of the disadvantaged are core drivers of trust in Deutsche Bank across targets, and the bank's efforts to promoting equal opportunity in education is especially relevant when it comes to engaging our clients. Our corporate citizenship initiatives thus raise the profile of our brand and contribute to Deutsche Bank's long-term business performance. [Page 79](#)

BORN TO BE
expects to reach
160,000
young people
in the UK over the next
four years

Further information

- ▶ db.com/borntoBe
- ▶ db.com/cr/equality-in-education

Enabling talent

In Europe, 5.5 million people under the age of 25 are unemployed, and worldwide around 250 million children cannot read or write. But a modern society cannot afford to neglect the talents of young people. Unemployment and access to education remain major global challenges.

Deutsche Bank believes every individual, regardless of socioeconomic or cultural background, should have the opportunity to achieve his or her full potential. That is why we support all levels of education, from improving access to schooling in emerging markets to helping young talent pursue a university education in the more established markets.

Born to Be

Everyone is born to be someone, and together with our non-profit partners, we are engaged in a range of initiatives to inspire and equip young people around the world to make the most of their abilities. In 2013, more than 400,000 children and young people participated in our educational programs worldwide. Our Born to Be program, launched in 2013, provides a framework for these initiatives, focusing on six pillars:

/ **Equality of opportunity:** Young people from disadvantaged backgrounds often lack the confidence and support to pursue higher education. Deutsche Bank and its foundations back programs that aim to inspire young people and broaden the opportunities available to them. Around 90% of the young people who we support through initiatives such as College Ready Communities in the US or COMPASS OF STUDIES in Germany, go on to pursue a university degree. Our employees often accompany these programs as mentors.

/ **Work ready:** To help tackle youth unemployment, we enable projects that develop young people's vocational skills and help them to get a job. In South Africa, for example, we cooperate with Sparrow Schools Educational Trust to help young people with learning disabilities make the transition to employment. In 2013, we worked with partners in the fast-moving consumer goods industry to offer young people a course to qualify as an Assistant Chef, and all those who completed the course had gained full-time employment by the end of the year.

19,798 students

took part in Playing
Shakespeare with
Deutsche Bank in 2013

Further information

► db.com/cr/perspectives-for-youth

/ **Enterprise skills:** Starting your own business can be daunting. We support aspiring entrepreneurs through training and competitions that provide a platform for their ideas. As in the past, many Deutsche Bank employees volunteered to coach and train aspiring entrepreneurs and nurture the next generation of leaders. A prototypical proof point for this commitment is our partnership with the Egyptian Junior Business Association, which offers university students practical guidance to develop their economic understanding. In Germany, Poland, Portugal, and the US, Deutsche Bank promotes financial literacy and actively contributes to students' early understanding of basic economics.

/ **Cultural learning:** Cultural experiences positively influence children's development, but such experiences are increasingly found only outside of school or are not accessible at all. This is why in Manila, Rock Ed invites homeless children to encounter music, song, and dance. As a result, they gain self-confidence and are motivated to achieve more. And Playing Shakespeare guided more than 19,000 students through the works of the author with special live performances, workshops and online learning resources.

/ **Social initiatives:** Deutsche Bank cooperates with local partners in emerging markets to provide effective support and educational opportunities for the disadvantaged. For example, several programs in South Africa and Asia focus on early childhood development for vulnerable children, and our employees regularly volunteer to assist orphanages, schools and hospitals. In South Korea, our Dreaming Butterfly program, in partnership with the Arts and Community Network Association, has provided 100 orphaned young people with guidance on their career paths, helping them to find their place in society and teaching them to live independently.

/ **Sports for development:** Participating in sport can help to build confidence, foster integration and develop skills. We partner with community organizations to create new perspectives for young people from disadvantaged backgrounds. In the UK, the sporteducate program provides young people between the ages of 11 and 18 with the extra-curricular support, skills and focus to stay in school and later pursue employment. In 2013, our support of the Palestine Association for Children's Encouragement of Sports (PACES) improved access to sports and education for more than 5,700 children in Palestine, Jordan and Lebanon, and provided employment for around 321 coaches.

Promoting talent in sports

Top athletes invest about 60 hours per week in training and education. Their average income is €626 per month.

Through the Stiftung Deutsche Sporthilfe (German Sports Aid Foundation), Deutsche Bank provides scholarships for collegiate athletes that enable them to combine their education with their athletic achievement. Since the beginning of the partnership in 2001, we have supported 872 young athletes. In 2012, we doubled the monthly funding for each of the 300 collegiate Sporthilfe athletes supported by the Deutsche Bank Sports Scholarship.

As part of initiatives like Sprungbrett Zukunft (Springboard to the Future – Sports & Career), which provides the athletes with guidance, internships and professional training, our employees also volunteer as mentors.



872
Sporthilfe
athletes

supported by
Deutsche Bank
have won a total
of 1,566 medals –
595 of them gold

◀ Martin Häner,
hockey player and
medical student:
Sports Fellow of
the Year 2013

Further information

► db.com/cr/supporting-top-athletes



Deutsche Bank Prize in
Financial Economics

Further information

► db.com/cr/promoting-science

Encouraging interdisciplinary dialogue

As a global player with a presence in 71 countries, Deutsche Bank relies on effective cross-cultural and interdisciplinary cooperation. The bank is committed to strengthening the ties between academia and business, and works closely with recognized universities, for example with Bocconi in Milan or the Luxembourg School of Finance, to develop interdisciplinary research that creates benefits well beyond our own business.

The Deutsche Bank Prize in Financial Economics was awarded for the fifth time by the Center for Financial Studies in cooperation with Goethe University Frankfurt to internationally renowned economists with a substantial influence on macroeconomic and financial research and practice. In 2013, the prize went to Raghuram G. Rajan, Professor of Finance at the University of Chicago's Booth School of Business, who was later appointed Governor of the Reserve Bank of India. Two previous winners of the Deutsche Bank Prize in Financial Economics, Eugene F. Fama and Robert J. Shiller, were awarded the Sveriges Riksbank Prize in Economic Sciences in Memory of Alfred Nobel 2013 for their groundbreaking work in analyzing trends of asset prices.

Further information

- ▶ db.com/cr/microfinance
- ▶ db.com/cr/perspectives-for-youth

€2.6
million

donated to disaster
relief efforts

Further information

- ▶ db.com/cr/disaster-relief
- ▶ team-nadia.org

Driving social change

Around 2.4 billion people worldwide live on less than US \$2 per day. And many social entrepreneurs and non-profit organizations who work to improve this situation lack the access to capital markets needed to kick-start their sustainable business.

We use our global networks and expertise as a financial services provider to improve the opportunities available to individuals and communities, helping them to overcome unemployment, lift themselves out of poverty and lead an independent life. In addition, 698 of our employees volunteered last year to make their core skills and expertise available to charitable organizations, schools, universities and social entrepreneurs. [Page 67](#)

Through our microfinance program, we have enabled an estimated 3.8 million microloans for entrepreneurs, delivering clear social and economic value since 1997. In the UK, the £10 million Impact Investment Fund continues to empower social enterprises with the capital needed to pursue their social agenda. [Page 54](#)

Deutsche Bank is also committed to supporting the disadvantaged. In the UK, we partner with StreetSmart, an initiative that raises awareness and funds for homelessness charities across the country and that has received total donations of £3.9 million since 2006. In total, almost 440,000 people were beneficiaries of the social programs we supported around the world in 2013.

Providing disaster relief

Around 260 million people are the victims of natural disasters each year. The responsibility for supporting these people does not just fall to governments and NGOs. Companies and individuals can also play a decisive role. Along with our foundations, employees and clients, Deutsche Bank is committed to offering emergency relief in the immediate aftermath of disasters, most recently for the flood in Germany and Typhoon Haiyan in the Philippines. We also help the rebuilding of communities over the longer term, such as reconstruction in Haiti and in the Tohoku region. In Japan, NADIA and Second Harvest engaged Deutsche Bank volunteers from all over Asia. [Page 67](#)

/ **Relief efforts after Typhoon Haiyan:** On November 8, 2013, Typhoon Haiyan hit the Philippines, causing immense damage and affecting almost 4.3 million people. Thousands of lives were lost and communities were devastated. Immediately after the event, Deutsche Bank Asia Foundation assessed the needs of people on the ground to form the most effective response. Deutsche Bank committed €300,000 to immediate relief efforts. Clients and employees showed strong support for those affected. The total donation from our foundations, clients and employees reached more than €1.4 million.

The future of cities

More than half the world's population lives in cities, and by 2050 this will rise to more than 70%. It is critical to consider how cities should be designed to overcome the social, economic and environmental challenges of the future.

In Germany, Deutsche Bank has been the National Sponsor of the annual "Landmarks in the Land of Ideas" competition since 2006. In 2013, it recognized and championed 100 innovative concepts for cities and towns that are providing solutions to key challenges. For the third time, everyone was invited to join the vote for a Public Champion, which turned out to be the city of Siegen.

In collaboration with the Cities Programme at the London School of Economics and Political Science, Deutsche Bank's Alfred Herrhausen Society launched a series of conferences investigating solutions to the challenges that cities face in the 21st century. "Urban Age – The Future of Cities" analyzes the problems of megacities, bringing together academics, architects, city planners, mayors and NGOs to learn from each other.

In 2013, we awarded the sixth Deutsche Bank Urban Age Award to recognize projects that contribute to improving the quality of life in urban settings – this year in Rio de Janeiro.

▼ Rio de Janeiro: A new cable car connects the favelas with the city's center



Further information

- ▶ alfred-herrhausen-society.org
- ▶ dbuaaward.com
- ▶ db.com/ideas

392,000
visitors

have signed up for
the Digital Concert Hall
since 2009

ArtWorks

Our 2013 art initiatives
reached more than
800,000 people

Promoting art and music

The cultural sector is growing fast and accounts for 3% to 4% of global GDP, employing one in eleven people globally. Despite this, the arts are often seen as the preserve of the few. At Deutsche Bank, we work with partners to make contemporary art and exceptional music experiences accessible to more and more people, provide a platform for talented artists and musicians, and encourage young people to discover their own creative potential.

Deutsche Bank aims to help overcome the geographical, social and economic barriers that often make it difficult for people to access classical music. The 2013/2014 season marks the 25th anniversary of Deutsche Bank's partnership with the Berliner Philharmoniker. Since 2002, 33,250 young people have participated in projects as part of the Education Programme. Following the first ten successful years, in 2013 we launched a new initiative, known as Vokalhelden (Vocal Heroes), that encourages young people from disadvantaged backgrounds in three districts of Berlin to take part in a choir led by renowned choral conductor Simon Halsey.

Art inspires people and is a source of innovation and growth. For more than 35 years, the Deutsche Bank Collection has provided access to contemporary art at more than 900 locations around the world, through exhibitions, targeted educational programs and partnerships.



Deutsche Bank KunstHalle

In April 2013, we launched a unique platform for international contemporary art: Deutsche Bank KunstHalle. Berlin's biggest-ever, free art event, MACHT KUNST, marked its opening. A total of 2,135 artworks were submitted and displayed in two 24-hour shows. They attracted more than 12,000 visitors. The first KunstHalle exhibition was dedicated to Imran Qureshi, Deutsche Bank's Artist of the Year 2013, who is followed by Victor Man in 2014.

◀ Everyone was invited to submit a work of art

Further information

- ▶ db.com/cr/berlinerphilharmoniker
- ▶ db.com/cr/experiencing-culture
- ▶ deutsche-bank-kunsthalle.com
- ▶ db-artmag.com
- ▶ db.com/art

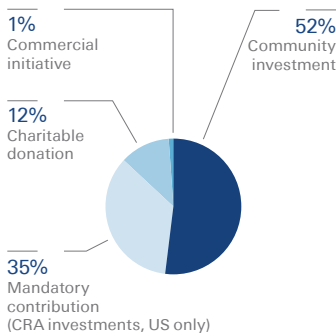
Measuring impact

Our annual Global Impact Tracking (GIT), rolled out in 2012, evaluates whether our investments are aligned with our goal of building social capital. The tool was set up to assess the impact of our programs and systematically collect feedback from our community partners. In 2013, it was extended from monitoring only flagship programs to all central and regional corporate citizenship investments (65% of total).

The analysis shows that our projects generate a lasting impact on the beneficiaries. Core targets are children and young people. And a large share of our initiatives involve corporate volunteers. [Page 80](#)

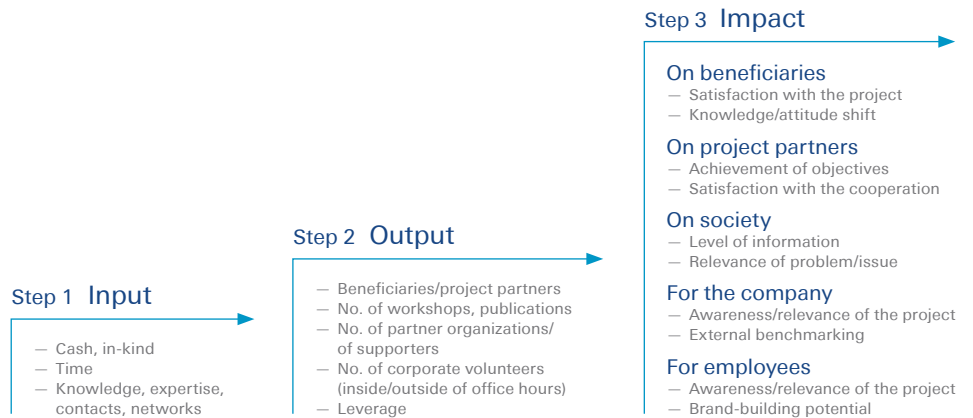
Motivation of contribution

In %



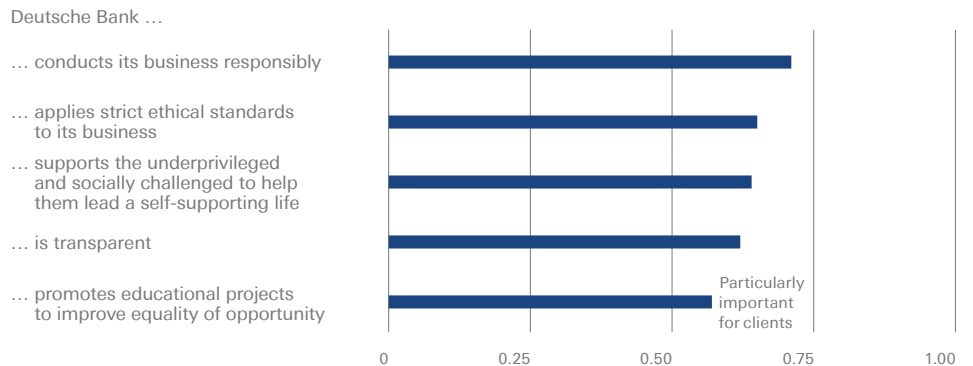
Source: GIT project database, based on London Benchmarking Group (LBG) categorization.

How we assess the focus and efficiency of our programs



Corporate responsibility is a key driver of trust

Trust in Deutsche Bank highly correlates with the assessment of the following



Source: Representative Tracking in Germany.

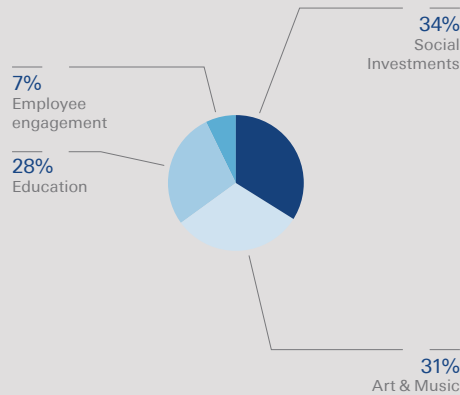
Further information

▶ db.com/cr/impact-tracking

Facts and figures

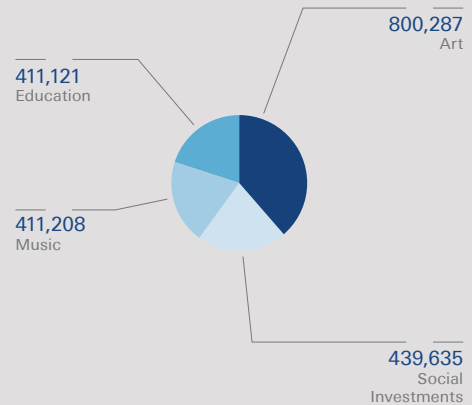
Input: Corporate responsibility investments per area of activity

€78.2 m. in total, in %



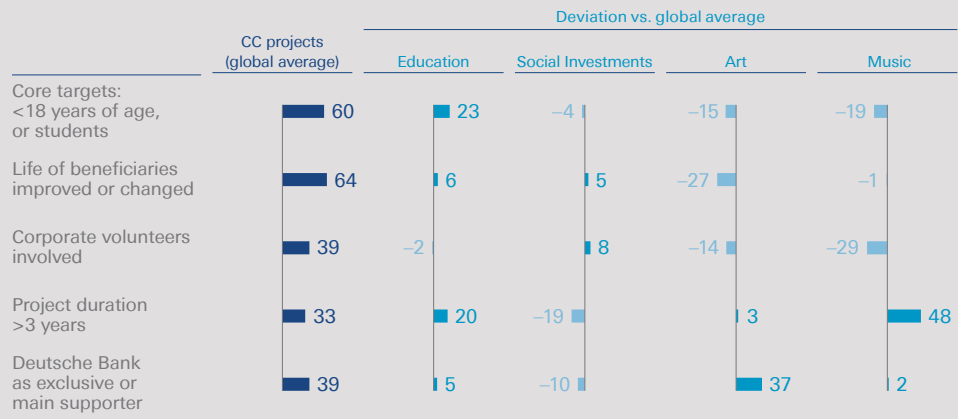
Output: Beneficiaries in 2013/2014*

2,062,251 in total



Impact: Key insights of Deutsche Bank Global Impact Tracking*

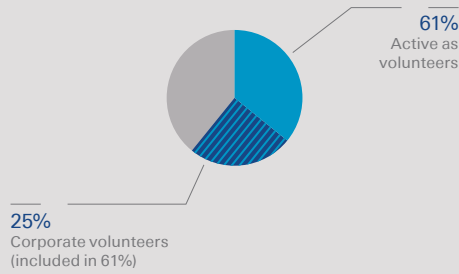
In %



*Base: All centrally and regionally managed projects (65% of total investments).

Share of volunteers

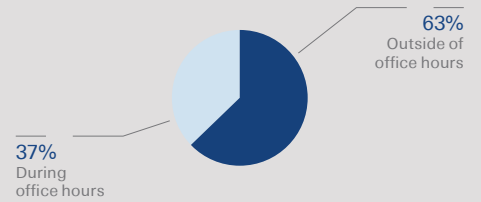
In %



Source: Representative employee survey 2013.

Total volunteering time invested in 2013

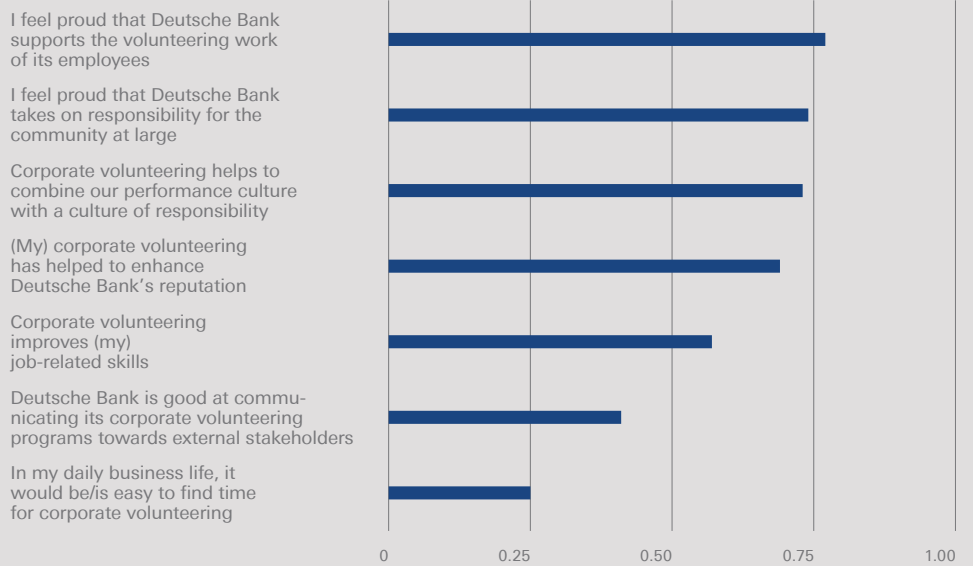
25,030 days in/outside of office hours, in %



Source: Representative employee survey 2013.

Internal perception of Deutsche Bank's volunteering offer

In %



Source: Representative employee survey 2013.
(Top 2 on 5-point scale: agree strongly/slightly.)

Environment

Operating sustainably

- The Management Board renewed our commitment to carbon neutrality.
- Our workplace standards cover a wide range of environmental factors.
- We track our environmental performance through a comprehensive data management system.

Neutralizing our carbon footprint

We maintained carbon neutrality for our operations in 2013. We manage this in three ways:

- / **Investing** in projects that either reduce energy needs or improve energy efficiency in our buildings and IT equipment, such as the db New Workplace initiative
- / **Purchasing** and generating electricity from certified renewable sources – mostly hydro and wind power – making up 79% of total electricity purchases in 2013
- / **Buying** and retiring high-grade offset certificates (CERs) to neutralize any remaining carbon emissions

Climate Performance Leadership Index

For the second consecutive year, our commitment to environmental sustainability has earned Deutsche Bank a place in the CDP Climate Performance Leadership Index (CPLI). CDP (formerly: Carbon Disclosure Project) is a non-profit organization that asks the largest stock-exchange-listed companies worldwide to publish their greenhouse gas emissions and the measures taken to reduce these every year. The results show how effectively companies tackle the issue of climate change and how transparent they are in reporting their results. These results are reflected in the CPLI. Our score of 91 of 100 disclosure points (2012: 90) and an A rating for performance (2012: A) places us among 57 companies in the CPLI, demonstrating a strong approach to climate strategy and emissions reduction.

Further information

► cdp.net

Working in eco-efficient buildings

Most of the direct impact on the environment from our operations is through our buildings, which account for 83% of our carbon footprint. We aim to increase eco-efficiency throughout our portfolio of around 5,000 offices, retail premises and other real estate.

We intend to gain a minimum of Silver in Leadership in Energy and Environmental Design (LEED) certification for all major new spaces we occupy and for major building projects. Thirty-seven out of 38 of our sites fulfill this criterion. Of this total, eight sites have obtained silver, 20 gold and nine platinum certifications. Together, LEED-certified buildings represent approximately 16% of our total space (2012: 25%).¹

Further information

► db.com/cr/green-buildings

Improving existing buildings

We are targeting improvements across our existing buildings based on the detailed data we collect for each location. For example, we are ...

/ ... **investigating** opportunities to install solar energy generation at more than 100 sites identified through renewable energy feasibility studies. For example, solar panels in Parsippany, New Jersey, began operating in 2013 and will generate nearly 2,000 MWh a year.

/ ... **identifying** buildings that may be suitable for a range of existing energy and water saving initiatives through energy and water master plans. As a result, we are on track to exceed our 1 billion liter, water saving challenge by 2015 with more than 300 water saving projects around the world, including installing more efficient aerators, which saves more than 42 million liters of water at 44 sites annually.

/ ... **raising** the maximum temperature in our computer rooms to save energy by preventing unnecessary cooling. This is currently being implemented at about 700 sites.

NYC Carbon Challenge for Commercial Offices

In 2013, we became one of the first companies to join the New York City Mayor's Carbon Challenge for Commercial Offices. Deutsche Bank is one of five inaugural companies that have pledged to reduce emissions from our New York City offices by 40% in the next ten years as compared to the level in 2007.



Further information

► nyc.gov/carbonchallenge

¹To fully account for office, retail and other spaces, we changed the way we measure the proportion of space in 2013.

23
green leases
signed by the end of 2013

Green leases

In addition to the buildings we own, we lease workplaces across the world. Leased properties account for 96% of all the buildings we occupy. Our green leasing criteria ensure that sustainability standards apply to the buildings we use but do not own or control. The green lease terms and conditions require the landlord to meet a range of eco-friendly measures such as indoor environmental quality; energy, water and waste management; green transport options; and green housekeeping. By the end of 2013, we signed 23 green leases, covering around 143,300 square meters. Approximately half the properties signed with green leases are LEED certified.

Our global standard for green lease contracts includes the landlord's agreement to measure energy use in tenant space using direct metering or submetering, which is necessary to gather data on our own energy use. In 2013, we secured submetering or better for 92% of our green leases.

Changing the way we work

Throughout 2013, we continued to implement our global standard, db New Workplace, the basis for energy savings and increased productivity of our corporate offices. It includes criteria for the design of offices and flexible work patterns and introduces the latest technology. At the end of 2013, db New Workplace covered approximately 22,000 workplaces in eleven countries – around 17% of all our workplaces.

New desktop technologies use on average 75% less power than previous equipment, resulting in a total savings of 4.4 million kWh from db New Workplace to date. Upgrades to data centers also contribute significant energy savings: server efficiency increased by 30% in 2013 as compared to 2012.

We also launched a pilot of an energy management information system that measures and controls energy consumption of our IT infrastructure centrally. Initial results suggest potential energy savings of more than 30% per computer.

We also introduced "bring your own device" as part of a global awareness campaign to cut paper use, putting in place appropriate security and technology to enable employees to use their own mobile devices to access e-mails, documents and intranet pages rather than printing.

4.4
million kWh
less power consumed
by new equipment
as compared to old
technologies

The use of video conferencing as an alternative to travel continues to expand, increasing by more than 35% in 2013, while the total distance of all flights decreased by 1.28%. When employees do have to travel, we encourage them to use Green Hotels wherever possible. A Green Hotel must score 80% or higher on our Green Hotel scorecard, which addresses issues such as carbon offsetting, energy efficiency, water conservation, waste management and green product sourcing. Around 45% of our preferred hotels meet this standard.

Passion for the Planet

Beyond our efforts in eco-efficiency for our operations, we provide our employees with opportunities to participate in volunteering activities that address environmental issues.

In Hong Kong, for example, employees work with a local NGO on the eco-paddy program, which promotes traditional rice farming to help conserve agricultural wetland – a natural habitat for several endangered species. Deutsche Bank employees and their families help with farming activities and learn about eco-paddy farming and conservation.

In Germany, more than 3,400 employees have volunteered with Trinkwasserwald, an organization that promotes diversity in forests to protect drinking water sources.

In the past four years, they have planted a total of 45,000 trees to provide an additional 12 million liters of fresh drinking water.



▲ Employees increase water resources by planting trees

Further information

► db.com/volunteering

Key eco-efficiency data

| Greenhouse gas (GHG) emissions ¹ In t of CO ₂ e (unless stated differently) | Variance from previous year in % | 2013 | 2012 | 2011 |
|--|--|------------------|------------------|------------------|
| | | | | |
| Total gross GHG emissions^{2,3} | -1 | 614,323 | 618,040 | 665,996 |
| Emissions from energy use | -0.3 | 501,161 | 502,645 | 529,936 |
| Emissions from business travel | -3 | 102,107 | 105,604 | 128,375 |
| Scope 1, direct GHG emissions⁴ | 3 | 96,858 | 94,025 | 99,256 |
| From natural gas consumption | 10 | 19,748 | 17,883 | 14,822 |
| From liquid fossil fuels | 6 | 45,193 | 42,832 | 49,162 |
| From HFCs | 13 | 11,055 | 9,806 | 7,627 |
| From owned/leased vehicles | -11 | 20,862 | 23,503 | 27,645 |
| Scope 2, indirect GHG emissions⁴ | -1 | 436,220 | 441,915 | 466,009 |
| From electricity consumption | -2 | 366,475 | 374,647 | 397,436 |
| From steam, district heating and cooling | 4 | 69,745 | 67,268 | 68,573 |
| Scope 3, other indirect GHG emissions⁴ | -1 | 81,245 | 82,100 | 100,730 |
| From air travel | -1 | 78,156 | 79,048 | 96,954 |
| From rented vehicles and taxis | 1 | 2,030 | 2,004 | 2,698 |
| From rail travel | 1 | 1,059 | 1,048 | 1,078 |
| Emissions reductions | | | | |
| Net GHG emissions (incl. RECs, renewables) ⁵ | -10 | 348,678 | 385,571 | 396,266 |
| Offset of net GHG emissions by retired CERs (Certified Emissions Reductions) in % ⁶ | 0 | 100 | 100 | 80 |
| Net GHG emissions (incl. renewables, excl. CERs)/rentable area per sqm | -4.3 | 0.089 | 0.093 | 0.105 |
| Net GHG emissions (incl. renewables, excl. CERs) per FTE | -12.2 | 3.32 | 3.78 | 3.98 |
| Total energy consumption in GJ⁷ | -5 | 5,030,447 | 5,293,289 | 5,622,982 |
| Total energy consumption in GWh⁸ | -5 | 1,397 | 1,470 | 1,562 |
| Electricity consumption | -2 | 769 | 783 | 834 |
| Energy from primary fuel sources (oil, gas, etc.) | 7 | 316 | 296 | 315 |
| Delivered heat and cooling | 4 | 312 | 300 | 307 |
| Electricity from renewables | 15 | 607 | 528 | 614 |
| Space-normalized energy consumption in kWh per sqm | 0.3 | 355 | 354 | 413 |
| FTE-normalized energy consumption in kWh per FTE | -8 | 13,320 | 14,432 | 15,691 |

¹ All data reported as 2013 is from October 1, 2012 to September 30, 2013.

² The GHG reporting boundary is defined according to GHG Protocol's operational control approach and includes businesses and sites where Deutsche Bank staff hold executive positions in the company, and Deutsche Bank's operational policies are implemented. Where data center operations are outsourced, emissions from hardware owned by Deutsche Bank within a facility are within scope. Scope 1 GHG emissions are combustion of fossil fuels, owned and leased vehicles, and refrigerant leakage from cooling equipment; Scope 2 are delivered energy, e.g. electricity, district heating; Scope 3 are from purchasing goods or services where emissions sources are controlled by others, e.g. air travel.

³ Total emissions are based on actual, estimated, or extrapolated data. All assumptions and calculation methodologies are in line with the ISO 14064 Standard Guidelines with supporting documentation. The most appropriate emission factors have been used for each activity data type, all from internationally recognized sources e.g. DEFRA, GHG Protocol and IEA.

⁴ Germany emissions cover Deutsche Bank and Postbank operations. Postbank emissions are: Scope 1: 25,528 t CO₂e; Scope 2: 76,209 t CO₂e; and Scope 3: 970 t CO₂e.

⁵ The net GHG emissions include renewable electricity with zero emissions factor from the purchase of renewable electricity in Australia, Austria, Belgium, Canada, Germany, Italy, the Netherlands, Spain, Switzerland, the UK and the US and exclude CERs.

⁶ For 2013, carbon neutrality was accomplished by the retirement of 400,000 CERs.

⁷ Calculated electricity and heating intensities are used to extrapolate electricity and heating demand where data is not available. Where these are more than 20% higher or lower than comparable industry benchmarks, the benchmark figure (from CIBSE) is used.

⁸ Total energy consumption in gigawatt hours comprises all sources used in Scope 1 and 2: natural gas, liquid fossil fuels (mobile and stationary), renewable and grid electricity, district heating, cooling, and steam.

| Distance travelled In km | Variance from previous year in % | 2013 | 2012 | 2011 |
|--|--|--------------------|--------------------|----------------------|
| | | | | |
| Total air travel¹ | -1 | 705,637,232 | 714,788,600 | 875,865,483 |
| Short-haul air travel | -12 | 27,241,211 | 30,896,544 | 36,842,583 |
| Medium-haul air travel | -6 | 79,032,850 | 84,288,858 | 98,565,750 |
| Long-haul air travel | -0.04 | 599,363,171 | 599,603,198 | 740,457,150 |
| FTE-normalized air travel in km per FTE | -4 | 6,727 | 7,016 | 8,799 |
| Total rail travel² | 9 | 65,306,093 | 60,035,569 | 57,725,362 |
| Total road travel³ | -9 | 130,602,578 | 143,071,726 | 169,025,944 |
| FTE-normalized total distance travelled in km per FTE | -5 | 8,594 | 9,009 | 11,076 |
| Total | -2 | 901,545,903 | 917,895,895 | 1,102,616,789 |

¹ Domestic and international air travel data covers 96% of all flights; total includes an additional 4% extrapolated based on cost.

² Rail travel data covers 91% of all rail travel; total includes an additional 9% extrapolated based on cost. Germany rail travel is carbon neutral.

³ Taxi data reported covers only the UK.

| Waste and paper In t | Variance from previous year in % | 2013 | 2012 | 2011 |
|---|--|---------------|--------|--------|
| | | | | |
| Waste | | | | |
| Waste disposed¹ | -24 | 5,821 | 7,646 | 8,887 |
| FTE-normalized waste disposed in t per FTE | -25 | 0.06 | 0.08 | 0.09 |
| Waste produced | 9 | 24,964 | 22,953 | 21,021 |
| FTE-normalized waste produced in t per FTE | 4 | 0.24 | 0.23 | 0.21 |
| Waste recycled | 47 | 14,393 | 9,812 | 8,833 |
| FTE-normalized waste recycled in t per FTE | 40 | 0.14 | 0.10 | 0.09 |
| Waste recycled in % | 35 | 58 | 43 | 42 |
| Paper | | | | |
| Copy/print paper consumed^{1,2} | -7 | 5,020 | 5,383 | 5,900 |
| Recycled paper | -13 | 909 | 1,043 | 1,350 |
| Recycled content in % | -5 | 18 | 19 | 23 |
| FTE-normalized paper consumption in kg per FTE | -9 | 48 | 53 | 59 |

¹ Waste data is extrapolated based on FTEs from the ISO 14001-certified sites in Germany, the UK, and the US, covering 67% of FTEs. Waste data does not include project waste, e.g. from refurbishments. Waste data has not been included in the scope of 2013 data verification.

² Copier paper data is extrapolated based on consumption per FTEs from ten countries including Germany, the UK, the US, Mexico, Peru, Canada, Japan, Philippines, Singapore, and Thailand, covering 72% of FTEs.

| Water In cbm | Variance from previous year in % | 2013 | 2012 | 2011 |
|--|--|-------|-----------|-----------|
| | Total water consumed (potable)* | 3 | 1,412,833 | 1,368,737 |
| FTE-normalized water consumption in cbm per FTE | 0.3 | 13.47 | 13.43 | 15.10 |
| Space-normalized water consumption in cbm per sqm | 9 | 0.359 | 0.329 | 0.397 |

*Actual water consumption data is based on meter readings and invoices, and covers 52% of total rentable floor area. Water figures are extrapolated on a site level, based on rentable area, and refer to potable water only.

| Key performance references | Variance from previous year in % | 2013 | 2012 | 2011 |
|----------------------------|--|-----------|-----------|-----------|
| | Full Time Equivalents (FTEs) | 3 | 104,903 | 101,881 |
| Total rentable area in sqm | -5 | 3,939,815 | 4,156,464 | 3,784,005 |

Data collection process

Data on energy consumption, greenhouse gas (GHG) emissions, waste, paper, and water consumption are consolidated in a global database that systematically analyses data using tens of millions of data points covering the past seven years. Tools in the database enable analysis of environmental initiatives and performance, for example highlighting how renewable electricity has reduced carbon emissions. The system monitors and estimates key indicators based on present data and trends, so that annual carbon emissions can be forecast and offsets purchased at the appropriate level to meet our neutrality targets. Data covers all locations, presently with more than 70% of our energy use from actual metered or invoiced data.

On the basis of these data, consumption is extrapolated for non-reporting sites and to get our total energy consumption and GHG emissions. These data are quantified and reported in line with the international GHG standard ISO 14064. Waste, paper, and water data are also captured in this database. The data for waste comes from locations with ISO 14001 certification in Germany, Japan, London, and New York. The figures for consumption of copier paper are collected in ten countries including Germany, Singapore, the UK, and the US, and cover more than 70% of employees. The water consumption data is extrapolated based on floor area and covers 52% of floor area across the globe. The GHG data collection, internal reporting processes, and Certified Emission Reduction (CER) purchases have been reviewed by ERM Certification and Verification Services (ERM CVS). [Page 91](#)

Supplementary Information

- 90 About this report
- 91 Independent Assurance Statement
- 92 GRI index
- 95 UN Global Compact
- 96 Corporate citizenship units and foundations
- 98 Imprint/Publications

About this report

This report shows how we have implemented corporate responsibility as an integral part of our work during the year under review. We compile a balance sheet for our sustainability initiatives and explain what impact our business has on the environment and society. We present our commitment as an employer and as a responsible corporate citizen, illustrating our motivation as well as the impact of our activities.

We can only feature a selection of our global activities due to space-related constraints. However, we attach importance to an accurate reflection of the principles and cornerstones that guide our work.

Period under review and frequency of publication

The period under review corresponds with our business year, extending from January to December 2013. We have published a Corporate Responsibility Report every year since 2002. The next report will be published in March 2015. Our corporate responsibility websites and regional publications provide more in-depth information as well as regular updates.

► db.com/responsibility

Report criteria

The criteria of the Global Reporting Initiative (GRI) serve as our orientation for the weighting of thematic areas and collection of key figures. This international multi-stakeholder initiative has developed recognized standards for sustainability reporting that provide transparency and comparability. Since 2002, Deutsche Bank – as an “organizational stakeholder” – has worked on refining the guidelines for reporting in feedback discussions together with business representatives, NGOs and analysts.

► globalreporting.org

This report fulfills the requirements of the third generation (G3) of the GRI Guidelines. The GRI has verified compliance with its guidelines and – on the basis of a scale from A+ to C – Deutsche Bank received an A+. The index on [pages 92–95](#) shows how we have implemented the GRI requirements in concrete terms. If no information was available for an indicator, we provide the reason for that. Our corporate responsibility reporting also serves as a progress report (Communication on Progress) in conjunction with the UN Global Compact. As a member, we continuously report on how we are putting the ten Principles of the Global Compact into practice. An overview of this is provided in table form on [page 95](#).

Materiality

The reporting guidelines of the GRI include dialogue with stakeholders and materiality. We have taken those requirements into account with the aid of multilevel materiality analysis. We regard conducting a dialogue with our stakeholders and tailoring our sustainability reporting to their information needs as a continuously ongoing task.

Report limits

We regard this report as a supplement to the Review and the Financial Report of Deutsche Bank AG. In addition to the information in this report, you can obtain basic corporate information as well as our key economic figures from our latest Annual Review and Financial Report as well as our Annual Financial Statements and Management Report.

Data validation and transparency

Our business divisions and infrastructure functions meticulously collected the data that is relevant for their sectors. Employees from the Communications, CSR & Public Affairs department gathered those data and integrated them into this report. On behalf of Deutsche Bank AG, ERM Certification and Verification Services, a verification and certification company that is based in London, reviewed and verified the systematics for data generation and aggregation of our greenhouse gas emissions figures. Our sustainability management system has been certified according to DIN EN ISO 14001 and recertified up to and including 2015.

Feedback and suggestions

Feedback from our stakeholders is of special significance for further development of our CR reporting. That is why we look forward to getting new inspiration and hearing your opinions. For this purpose, you can use the contact information in the imprint.

Independent Assurance Statement to Deutsche Bank AG

ERM Certification and Verification Services (ERM CVS) was engaged by Deutsche Bank AG (“Deutsche Bank”) to provide assurance in relation to the information set out below and presented on pages 86–88 of Deutsche Bank’s 2013 Corporate Responsibility Report (“the CR Report”).

Engagement summary

| | |
|------------------------------------|---|
| Scope | Whether the data (Oct 2012 to Sep 2013) for the following indicators are fairly presented, in all material respects: <ul style="list-style-type: none"> – Scope 1 Direct GHG emissions from natural gas combustion, liquid fossil fuels, refrigerant gases and emissions from company-owned and leased vehicles (tonnes CO₂e) – Scope 2 Indirect GHG emissions from imported electricity, steam, district heating and district cooling (tonnes CO₂e) – Scope 3 Other Indirect GHG emissions from global air travel (excluding private jets), rented vehicles, rail travel, and taxis (UK only) (tonnes CO₂e) – Retirement of Certified Emission Reductions (tonnes CO₂e) – Total water consumed (m³) – Total paper consumed (tonnes) |
| Reporting criteria used | <ul style="list-style-type: none"> – ISO14064-1:2006 and the WBCSD WRI GHG Protocol (2004) for the Scope 1, Scope 2 and Scope 3 GHG emissions. – Internal indicator criteria developed by Deutsche Bank and described on pages 86–88 of the CR Report. |
| Assurance standard used | <ul style="list-style-type: none"> – ERM CVS’ assurance methodology, based on the International Standard on Assurance Engagements (ISAE 3000). – ISO 14064-3:2006 for the Scope 1, Scope 2 and Scope 3 GHG emissions. |
| Assurance level | – Limited assurance |
| Respective responsibilities | <ul style="list-style-type: none"> – Deutsche Bank is responsible for preparing the CR Report and for the collection and presentation of the information within it. – ERM CVS’s responsibility is to provide conclusions on the agreed scope based on the assurance activities performed and exercising our professional judgement. |

Our conclusions

Based on our activities, nothing has come to our attention to indicate that the 2013 data for the indicators listed under “Scope” above are not fairly presented, in all material respects, with the reporting criteria.

This includes GHG emissions based on ISO 14064-1:2006 and the GHG Protocol:

- Scope 1 Emissions: 96,858 tonnes CO₂e
- Scope 2 Emissions: 436,220 tonnes CO₂e
- Scope 3 Emissions: 81,245 tonnes CO₂e

Our assurance activities

We planned and performed our work to obtain all the information and explanations that we believe were necessary to provide a basis for our assurance conclusions. A multidisciplinary team of GHG and assurance specialists performed the following activities:

- Interviews with relevant staff to understand and evaluate the data management systems and processes (including IT systems and internal review processes) used for collecting and reporting the data;
- A review of the internal indicator definitions and conversion factors;
- Site-level assurance activities at Deutsche Bank regional centres in London and Frankfurt and the Postbank centre in Bonn to review the alignment of data management and reporting processes with corporate objectives and reporting requirements;
- Corporate-level assurance activities at offices in London to review data management systems and processes and selected investigation of the source and consolidated data;
- Evaluation of GHG data and reporting processes to establish conformance of Deutsche Bank’s GHG inventory data and associated systems and controls with ISO14064-1:2006 and the GHG Protocol;
- Reviewing the presentation of information relevant to the scope of our work in the Report to ensure consistency with our findings.

The limitations of our engagement

The reliability of the assured data is subject to inherent uncertainties, given the available methods for determining, calculating or estimating the underlying information. It is important to understand our assurance conclusions in this context.

Our observations

We have provided Deutsche Bank with a separate detailed management report. Without affecting the conclusions presented above, we have the following key observations:

- A consistent methodology is in place for extrapolation where data are unavailable; however, in some cases this is based on relatively small amounts of actual data;
- The full process of integrating Postbank’s GHG inventory data reporting, calculation and review processes is still under development



Melanie Eddis
Head of Climate Change
14 March 2014

ERM Certification and Verification Services, London
www.ermcvs.com
E-mail: post@ermcvs.com



ERM CVS is a member of the ERM Group. The work that ERM CVS conducts for clients is solely related to independent assurance activities and auditor training. Our processes are designed and implemented to ensure that the work we undertake with clients is free from bias and conflict of interest. ERM CVS and the staff that have undertaken work on this assurance exercise provide no consultancy-related services to Deutsche Bank in any respect.

GRI index

Strategy and analysis

| | | |
|-----|---|---|
| 1.1 | Letter of the Chairmen of the Management Board | pp. 5–7 |
| 1.2 | Sustainability: effects, risks, and opportunities | pp. 8–11, pp. 15–31 ▶ db.com/cr/environmental-and-social-risks |

Organizational profile

| | | |
|------|---|--|
| 2.1 | Name of the organization | Cover page |
| 2.2 | Primary brands, products, and services | p. 3, pp. 38–39, p. 45, pp. 47–48, p. 55, FR pp. 9–12, FR pp. 13–16, Form 20–F pp. 29–35 |
| 2.3 | Operational structure of the organization | pp. 2–4, pp. 36–55, FR pp. 9–16, pp. 402–403, AR pp. 19–23 |
| 2.4 | Location of organization's headquarters | p. 98, FR p. 9 |
| 2.5 | Number of countries where the organization operates | FR p. 9 ▶ db.com/global-network |
| 2.6 | Nature of ownership and legal form | p. 98, Form 20–F pp. 29–30 |
| 2.7 | Markets served | p. 2, p. 8, FR pp. 9–16, FR p. 325 ▶ db.com/global-network |
| 2.8 | Scale of the reporting organization | Inside of back cover |
| 2.9 | Significant changes during the reporting period regarding size, structure, or ownership | FR pp. 318–321 |
| 2.10 | Awards received | p. 49, p. 55, p. 71 ▶ db.com/awards |

Report parameters

| | | |
|------|--|---|
| 3.1 | Reporting period | Cover page, p. 90 |
| 3.2 | Date of most recent previous report | p. 90 |
| 3.3 | Reporting cycle | p. 90 |
| 3.4 | Contact points | p. 98 |
| 3.5 | Process for defining report content | pp. 9–16, pp. 28–30 ▶ db.com/cr/stakeholderdialogue ▶ db.com/cr/materiality |
| 3.6 | Boundary of the report | p. 90 |
| 3.7 | Specific limitations on the scope or boundary of the report | p. 90 |
| 3.8 | Basis for reporting on joint ventures, etc. | FR pp. 289–318, p. 325 |
| 3.9 | Data collection and calculation methods | p. 88, p. 90 |
| 3.10 | Restatements or changes in the presentation of information | Back cover |
| 3.11 | Significant changes from previous reporting periods in the scope, boundary, or measurement methods applied in the report | No significant changes |
| 3.12 | GRI Content index | pp. 92–95 |
| 3.13 | Verification of external third parties | p. 91, pp. 92–95 ▶ db.com/cr/sms |

Governance, commitments, and engagement

| | | |
|------|--|--|
| 4.1 | Governance structure, including responsibility for sustainability | pp. 3–4, pp. 5–7, pp. 8–11, p. 19, p. 23 ▶ db.com/cr/sms ▶ db.com/cr/responsible-governance ▶ db.com/cr/measuring ▶ db.com/corporate-governance-reports AR p. 24, FR pp. 476–479 ▶ db.com/corporate-governance |
| 4.2 | Independence of the chair of the highest governance body | pp. 5–7, FR pp. 476–479 ▶ db.com/cr/responsible-governance ▶ db.com/cr/measuring |
| 4.3 | For organizations without a highest governance body: independent and/or non-executive members | Not relevant, because Deutsche Bank has a Supervisory Board, two-tier board structure |
| 4.4 | Mechanisms for shareholders and employees to provide recommendations or direction to the highest governance body | p. 9, pp. 59–60, FR pp. 63–72 |
| 4.5 | Linkage between compensation for members of the highest governance body, senior managers, and executives, and the organization's performance | p. 63, FR pp. 226–263 ▶ db.com/cr/compensation |
| 4.6 | Processes in place to ensure conflicts of interest are avoided | p. 17 ▶ db.com/cr/measuring ▶ db.com/cr/management-and-organization ▶ db.com/cr/compliance ▶ db.com/code-of-ethics p. 5 |
| 4.7 | Process for determining the qualifications and expertise of the members of the highest governance body in the field of sustainability | p. 19 ▶ db.com/cr/measuring ▶ db.com/cr/responsible-governance |
| 4.8 | Statements of mission or values, codes of conduct, and principles | Front flap, pp. 2–4, pp. 5–7, pp. 8–11, pp. 12–13, pp. 17–24, p. 27, p. 29, p. 33, p. 51, p. 52, pp. 59–60, p. 64, p. 66 ▶ db.com/cr/measuring ▶ db.com/corporate-governance ▶ db.com/cr/international-standards ▶ db.com/cr/sms ▶ db.com/cr/labor-rights |
| 4.9 | Procedures of the highest governance body for overseeing the organization's identification and management of economic, environmental, and social opportunities and risks | pp. 17–24, pp. 96–97 ▶ db.com/cr/responsible-governance ▶ db.com/cr/measuring ▶ db.com/cr/sms ▶ db.com/cr/labor-rights ▶ db.com/cr/compliance ▶ db.com/cr/international-standards ▶ db.com/code-of-ethics |
| 4.10 | Processes for evaluating the highest governance body's sustainability performance | p. 19 ▶ db.com/cr/measuring ▶ db.com/cr/responsible-governance ▶ db.com/corporate-governance ▶ db.com/supervisory-board ▶ db.com/terms-of-reference |
| 4.11 | Implementation of the precautionary approach or principle | p. 4, pp. 17–33, pp. 37–55 ▶ db.com/cr/climate-strategy ▶ db.com/cr/sustainable-credit-products ▶ db.com/cr/sustainable-investments ▶ db.com/cr/es-risk-management |

| | | |
|------|---|---|
| 4.12 | Participation in and support for external initiatives | pp. 5–7, pp. 17–20, p. 27, p. 29, p. 33, p. 40, p. 51, p. 52 ▶ db.com/cr/memberships ▶ db.com/cr/international-standards |
| 4.13 | Memberships | ▶ db.com/cr/memberships |
| 4.14 | Stakeholder engagement | p. 8, pp. 28–30 ▶ db.com/cr/memberships ▶ db.com/cr/stakeholderdialogue ▶ db.com/cr/materiality |
| 4.15 | Basis for the selection of stakeholders | ▶ db.com/cr/memberships ▶ db.com/cr/stakeholderdialogue ▶ db.com/cr/materiality |
| 4.16 | Stakeholder dialogue | pp. 5–7, pp. 8–9, pp. 28–30, pp. 59–68 ▶ db.com/cr/memberships ▶ db.com/cr/stakeholderdialogue ▶ db.com/cr/materiality |
| 4.17 | Statements addressing stakeholders' key topics and concerns | pp. 5–7, pp. 8–11, pp. 28–31, p. 33, pp. 64–65, p. 66 ▶ db.com/cr/memberships ▶ db.com/cr/stakeholderdialogue ▶ db.com/cr/materiality |

Economic performance indicators

| | | |
|-----|---|---|
| | Management approach disclosure | p. 2, p. 4, pp. 5–7, pp. 8–11, pp. 47–48, p. 55, pp. 96–97 |
| EC1 | Economic value generated and distributed | p. 47, p. 54, p. 80, pp. 96–97, inside of back cover, rear flap, FR pp. 282–288 |
| EC2 | Financial implications of climate change | pp. 10–11, pp. 25–30, pp. 37–41, pp. 47–48, p. 82 |
| EC3 | Coverage of the organization's defined benefit plan obligations | p. 63, p. 66, p. 71, FR pp. 267–270 ▶ db.com/cr/our-people ▶ db.com/cr/working-environment |
| EC4 | Financial assistance received from government | Not reported to ensure protection of proprietary information |
| EC6 | Local hiring of suppliers | ▶ db.com/cr/green-supply-chain |
| EC7 | Local hiring of staff | pp. 61–62, pp. 64–65 ▶ db.com/cr/green-supply-chain ▶ db.com/cr/diversity |
| EC8 | Development and impact of infrastructure investments and services provided primarily for public benefit | p. 46, p. 54, pp. 67–68, pp. 72–79, pp. 80–81, p. 85, pp. 96–97, inside of back flap |
| EC9 | Understanding and describing significant indirect economic impacts, including the extent of impacts | pp. 5–11, pp. 25–30, pp. 37–55, p. 54 |

Ecological performance indicators

| | | |
|-------------|--|--|
| | Management approach disclosure | pp. 86–88 |
| EN1 | Materials used by weight or volume | pp. 86–88 |
| EN2 | Percentage of materials used that are recycled input materials | pp. 86–88 |
| EN3 | Direct energy consumption | p. 84, pp. 86–88 ▶ db.com/cr/green-it |
| EN4 | Indirect energy consumption | pp. 86–88 |
| EN5 | Energy saved as a result of conservation and efficiency improvements | p. 84, pp. 86–88 ▶ db.com/cr/green-it |
| EN6 | Initiatives for the creation of products and services with increased energy efficiency | pp. 82–85 ▶ db.com/cr/green-it ▶ db.com/cr/desertec ▶ db.com/cr/get-fit |
| EN7 | Initiatives to reduce indirect energy consumption, and reductions achieved | pp. 82–85 ▶ db.com/cr/green-supply-chain ▶ db.com/cr/green-it |
| EN8 | Total water withdrawals | pp. 86–88 |
| EN11 | Location and size of land in or adjacent to protected areas | Not relevant, because there is no land owned in protected areas |
| EN12 | Impacts of activities, products, and services on biodiversity in protected areas | pp. 25–33, p. 85 ▶ db.com/cr/environmental-and-social-risks |
| EN14 | Strategies, current actions, and future plans for managing impacts on biodiversity | pp. 25–33, p. 85 ▶ db.com/cr/environmental-and-social-risks |
| EN16 | Direct and indirect greenhouse gas emissions | pp. 86–88 |
| EN17 | Other greenhouse gas emissions | pp. 86–88 |
| EN18 | Initiatives aimed at reducing greenhouse gas emissions | pp. 82–85, pp. 86–88 ▶ db.com/cr/green-supply-chain ▶ db.com/cr/green-it ▶ db.com/cr/carbon-neutrality |
| EN19–23, 27 | Emissions, waste, and wastewater | Not reported; because the amount is insignificant, (EN19–22) there is no uncontrolled release of substances (EN23), and no packaging materials required (EN27) |
| EN26 | Initiatives to mitigate environmental impacts of products and services | pp. 25–31, p. 33, pp. 37–41 ▶ db.com/cr/project-finance ▶ db.com/cr/sustainable-credit-products |
| EN28 | Sanctions for non-compliance with legal requirements in the environmental sector | None |

Product responsibility

| | | |
|-----|--|--|
| | Management approach disclosure | pp. 37–55, p. 45, p. 49 |
| PR1 | Life-cycle stages in which health and safety impacts of products and services are assessed | p. 43, pp. 44–45, p. 52 ▶ db.com/cr/sustainable-credit-products |
| PR3 | Basics/techniques of product labeling | p. 19, p. 40, pp. 42–43, p. 45, p. 52 ▶ db.com/cr/sustainable-credit-products ▶ db.com/cr/sustainable-investments |
| PR4 | Total number of incidents of non-compliance with regulations and voluntary codes concerning product and service information and labeling, by type of outcome | FR pp. 371–376, Form 20–F pp. 23–25, pp. 65–72 |
| PR5 | Practices related to client satisfaction | pp. 36–55, p. 44, p. 48 ▶ db.com/cr/sustainable-credit-products ▶ db.com/cr/advisory |
| PR6 | Programs for adherence to laws, standards, and voluntary codes related to advertising | In terms of advertising, measures are regulated by German law (consumer protection laws, etc.). We adhere to these laws, which is reflected in the policies and regulations of the bank (e.g. Code of Ethics, p. 7). p. 45, p. 80 ▶ db.com/cr/sustainable-credit-products ▶ db.com/cr/advisory ▶ db.com/code-of-ethics |
| PR9 | Monetary value of significant fines for non-compliance with laws and regulations concerning the provision and use of products and services | FR pp. 371–376, Form 20–F pp. 23–25, pp. 65–72 |

Labor practices and acceptable working conditions

| | | |
|------|--|---|
| | Management approach disclosure | pp. 17–24, pp. 59–71 |
| LA1 | Data on total workforce | p. 66, pp. 69–71 |
| LA2 | Data on rate of employee turnover | p. 65, pp. 69–71, inside rear flap ▶ db.com/cr/our-people ▶ db.com/cr/working-environment |
| LA3 | Benefits provided to full-time employees that are not provided to temporary or part-time workers | pp. 59–71 ▶ db.com/cr/our-people |
| LA4 | Percentage of employees covered by collective bargaining agreements | p. 61, p. 69 ▶ db.com/cr/labor-rights |
| LA5 | Minimum notice period(s) regarding operational changes | According to par. 111, 112 of the German Labor Management Relations Act, the works council must be thoroughly and promptly informed of any company changes. The notice period is three months in normal practice. |
| LA6 | Percentage of total workforce represented in formal joint management-worker health and safety committees that help monitor and advise on occupational health and safety programs | FR pp. 267–268 |
| LA7 | Rates of injury, occupational diseases, lost days, etc. | p. 71 |
| LA8 | Programs in place to assist workforce members, their families, or community members regarding serious diseases | p. 64, p. 66 ▶ db.com/cr/our-people ▶ db.com/cr/work-life-balance |
| LA9 | Health and safety topics covered in formal agreements with trade unions | p. 66 ▶ db.com/cr/our-people ▶ db.com/cr/health |
| LA10 | Average hours of training and education per employee per year | p. 19, p. 70 ▶ db.com/cr/recruiting-and-retention |

| | | |
|------|--|---|
| LA11 | Programs for skills management and life-long learning | p. 46, pp. 61–62, pp. 64–65, p. 85 ▶ db.com/cr/recruiting-and-retention |
| LA12 | Percentage of employees receiving regular performance and career development reviews | p. 63 |
| LA13 | Composition of governance bodies and breakdown of employees (age, gender, etc.) | p. 54, pp. 64–65, pp. 69–70, FR pp. 476–479 ▶ db.com/cr/organization-and-responsibility ▶ db.com/cr/compliance |
| LA14 | Ratio of basic salary of men to women by employee category | Not reported due to bank-specific regulatory limitations and internal guidelines |

Human rights

| | | |
|-------|---|--|
| | Management approach disclosure | pp. 24–25, p. 30, p. 33, pp. 37–55 |
| HR1 | Investment agreements that include human rights clauses or that have undergone human rights screening | pp. 23–33, p. 32 ▶ db.com/cr/compliance ▶ db.com/cr/environmental-and-social-risks ▶ db.com/cr/labor-rights |
| HR2 | Suppliers and contractors who have undergone screening on human rights | ▶ db.com/cr/green-supply-chain |
| HR4 | Total number of incidents of discrimination and actions taken | Several instruments to prevent discrimination and to support affected employees (pp. 64–65); Deutsche Bank Code of Conduct and Ethics for Staff at ▶ db.com/code-of-ethics ; not reported to ensure protection of employees |
| HR5 | Freedom of association/collective bargaining | p. 66, FR p. 268 ▶ db.com/cr/labor-rights |
| HR6–7 | Prevention of child/compulsory labor; principles and measures taken | pp. 17–31, p. 33 ▶ db.com/cr/labor-rights ▶ db.com/cr/responsible-governance ▶ db.com/cr/environmental-and-social-risks |

Society

| | | |
|-----|---|--|
| | Management approach disclosure | pp. 17–24, pp. 28–30, p. 54, pp. 67–68, pp. 72–81 |
| SO1 | Programs/procedures which assess and regulate the effects of business operations on the public good | pp. 23–30, p. 54, pp. 72–78, p. 79, pp. 80–81, pp. 96–97 ▶ db.com/cr/stakeholderdialogue ▶ db.com/cr/materiality ▶ db.com/cr/environmental-and-social-risks |
| SO2 | Percentage and total number of business units analyzed for risks related to corruption | pp. 19–21 ▶ db.com/cr/compliance ▶ db.com/cr/responsible-business ▶ db.com/code-of-ethics |
| SO3 | Percentage of employees trained in the organization's anti-corruption policies and procedures | p. 18 ▶ db.com/cr/compliance |
| SO4 | Actions taken in response to incidents of corruption | pp. 17–22 ▶ db.com/cr/compliance ▶ db.com/code-of-ethics |
| SO5 | Public policy positions, and participation in public policy development and lobbying | pp. 28–30 ▶ db.com/cr/public-and-regulatory-affairs ▶ db.com/cr/memberships ▶ db.com/cr/stakeholderdialogue |
| SO8 | Sanctions for non-compliance with laws and regulations | Form 20–F pp. 24–25 |

UN Global Compact Communication on progress

Financial services sector indicators

| | | |
|------|---|--|
| FS1 | Policies with specific environmental and social components applied to business lines | pp. 23–27, p. 33, pp. 37–55 ▶ db.com/cr/es-risk-management ▶ db.com/cr/sustainable-products |
| FS2 | Procedures for assessing and screening environmental and social risks in business lines | p. 10, pp. 17–33 ▶ db.com/cr/es-risk-management |
| FS3 | Processes for monitoring clients' implementation of and compliance with environmental and social requirements included in agreements or transactions | pp. 17–33, pp. 37–55 ▶ db.com/cr/es-risk-management |
| FS4 | Process(es) for improving staff competency to implement the environmental and social policies and procedures as applied to business lines | pp. 9–10, pp. 17–18, pp. 19–22, pp. 42–44, pp. 51–53, p. 61, p. 64 ▶ db.com/cr/es-risk-management |
| FS5 | Interactions with clients, investees, and business partners regarding environmental and social risks and opportunities | pp. 9–10, pp. 25–31, p. 33, pp. 37–40, pp. 47–48, p. 54, p. 55 ▶ db.com/cr/stakeholderdialogue |
| FS6 | Percentage of the portfolio for business lines by specific region, size (e.g. micro, SME, or large), and sector | FR pp. 9–16, AR p. 20 |
| FS7 | Monetary value of products and services designed to deliver a specific social benefit for each business line, broken down by purpose | pp. 47–49, p. 54, p. 55, pp. 96–97, inside of back cover |
| FS8 | Monetary value of products and services designed to deliver a specific environmental benefit for each business line, broken down by purpose | pp. 47–49, p. 55, pp. 96–97, inside of back cover |
| FS9 | Coverage and frequency of audits to assess implementation of environmental and social policies and risk assessment procedures | pp. 23–24, p. 90 ▶ db.com/cr/measuring ▶ db.com/cr/es-risk-management ▶ db.com/cr/sms |
| FS10 | Percentage and number of companies held in the institution's portfolio with which the reporting organization has interacted on environmental or social issues | pp. 17–33 ▶ db.com/cr/es-risk-management |
| FS11 | Percentage of assets subject to positive and negative environmental or social screening | pp. 17–33, pp. 50–55 ▶ db.com/cr/es-risk-management ▶ db.com/cr/sustainable-investments |
| FS12 | Voting polic(ies) applied to environmental or social issues for shares over which the reporting organization holds voting shares or advises on voting | pp. 17–33, pp. 50–55 ▶ db.com/cr/es-risk-management ▶ db.com/cr/sustainable-investments ▶ db.com/cr/sustainable-asset-management |
| FS13 | Access points in low-populated or economically disadvantaged areas by type | pp. 10–11, pp. 45–46, p. 48, pp. 54–55 ▶ db.com/cr/sustainable-credit-products ▶ db.com/cr/alternative-investments ▶ db.com/cr/get-fit |
| FS14 | Initiatives to improve access to financial services for disadvantaged people | pp. 45–46, p. 49, p. 54 ▶ db.com/cr/sustainable-credit-products ▶ db.com/cr/accessibility |
| FS15 | Policies for the fair design and sale of financial products and services | pp. 42–45 ▶ db.com/cr/client-satisfaction |
| FS16 | Initiatives to enhance financial literacy by type of beneficiary | p. 46 |

By participating in the UN Global Compact, we have committed ourselves to preserving internationally recognized human rights, creating socially acceptable working conditions, protecting the environment, and fighting corruption.

The UN Global Compact's ten Principles

| | | Examples of implementation |
|--|--|---|
| Human rights | | |
| Principle 1: | Businesses should support and respect the protection of internationally proclaimed human rights, and | p. 5, pp. 23–33, pp. 31–32, p. 51 ▶ db.com/cr/environmental-and-social-risks p. 43 ▶ db.com/cr/code-of-values p. 66 ▶ db.com/cr/labor-rights p. 18 ▶ db.com/cr/international-standards |
| Principle 2: | ensure that they are not complicit in human rights abuses. | |
| Labor standards | | |
| Principle 3: | Businesses should uphold the freedom of association and | FR pp. 268–269, pp. 64–65, p. 66, p. 20, pp. 17–31, p. 33 |
| Principle 4: | the effective recognition of the right to collective bargaining, | ▶ db.com/cr/labor-rights ▶ db.com/cr/responsible-governance |
| Principle 5: | the elimination of all forms of forced and compulsory labor, | ▶ db.com/cr/environmental-and-social-risks |
| Principle 6: | the effective abolition of child labor, and the elimination of discrimination in respect to employment and occupation. | |
| Environment | | |
| Principle 7, Principle 8, Principle 9: | Businesses should support a precautionary approach to environmental challenges, undertake initiatives to promote greater environmental responsibility, and encourage the development and diffusion of environmentally friendly technologies. | pp. 82–87 ▶ db.com/cr/environment ▶ db.com/cr/climate-strategy ▶ db.com/cr/carbon-neutrality pp. 37–41, p. 47 ▶ db.com/cr/sustainable-products ▶ db.com/cr/sustainable-investments p. 18, pp. 24–33 ▶ db.com/cr/international-standards ▶ db.com/cr/green-supply-chain ▶ db.com/cr/memberships |
| Anti-corruption | | |
| Principle 10: | Businesses should work against corruption in all its forms, including extortion and bribery. | pp. 17–22 ▶ db.com/cr/compliance ▶ db.com/cr/en/responsible-business ▶ db.com/code-of-ethics |

Corporate citizenship units and foundations

Deutsche Bank's corporate citizenship activities are brought to life in its regional units and endowed foundations. Their initiatives ensure that social capital is built in all regions in which the bank operates.

► db.com/responsibility

Deutsche Bank Foundation

| | |
|------------------|-----------|
| Founded | 1986 |
| Endowment funds | €140.0 m. |
| Commitments 2013 | €4.4 m. |

The Deutsche Bank Foundation focuses its support on educational, social and cultural projects. The main objective of the foundation is to encourage young people to realize and develop their full potential, and to promote equality of opportunity for the disadvantaged. The foundation's Alfred Herrhausen Fund supports initiatives aimed above all at improving the career prospects of disadvantaged young people.

Over €1 million

were donated by Deutsche Bank Foundation, Deutsche Bank, its clients, and employees for victims of the floods in Germany

► deutsche-bank-stiftung.de

Corporate Citizenship UK

| | |
|------------------|---------|
| Founded | 1989 |
| Commitments 2013 | €3.7 m. |

The year 2013 marked the launch of the bank's global youth engagement program, Born to Be, which in the UK focuses on breaking the cycle of youth unemployment through early intervention. It targets eleven- to 18-year-olds at risk of exclusion with education-led projects that aim to increase achievement, develop employability skills and raise aspirations. Corporate Citizenship UK expects to reach 160,000 young people through Born to Be over the next four years. Volunteering and fundraising activities for charities are another focus of the commitment.

£1.8 million

were raised by employees and the bank for the "Charities of the Year 2013"

► db.com/uk/cr

► db.com/borntobre

Deutsche Bank Americas Foundation

| | |
|------------------|---------|
| Founded | 1999 |
| Commitments 2013 | €6.5 m. |

The Americas Foundation coordinates CR activities in the entire Americas region. Its program of loans, investments and philanthropic grants is designed to encourage sustainable community development, promote wider access to quality education and provide steadfast support for the arts. The foundation's resources are complemented by the work of the Community Development Finance Group (CDFG), which makes loans and investments within low- and moderate-income communities. It is the center of competence for Deutsche Bank's global social finance work. For over 20 years, the Federal Reserve Bank has consistently rated Deutsche Bank "outstanding" for its community reinvestment initiatives.

4,950 underprivileged students

were supported by College Ready Communities since 2009

► db.com/usa/cr

Deutsche Bank South Africa Foundation

| | |
|------------------|----------|
| Founded | 2001 |
| Endowment funds | €16.9 m. |
| Commitments 2013 | €0.6 m. |

Deutsche Bank South Africa Foundation's launch of the global youth engagement program Born to Be aims to enable young people to realize their full potential. Early education interventions, social investment projects and art and music programs deliver impact in two focus areas: Early Childhood Development (ECD)/teacher trainings and High School learner development (HSD).

More than 6,800 people

benefit from the education program Bulungula Incubator

► db.com/southafrica/cr

Deutsche Bank Asia Foundation

| | |
|------------------|---------|
| Founded | 2003 |
| Commitments 2013 | €2.7 m. |

The Deutsche Bank Asia Foundation is committed to improving and sustaining the livelihoods of vulnerable communities in Asia. Working in partnership with non-government organizations and foundations, and in concert with community leaders, project facilitators and staff volunteers, a variety of educational and innovative outreach programs have been successfully implemented across the region.

10 Years, 10,000 Hands

More than 6,600 employees from 16 countries volunteered to celebrate the tenth anniversary of Deutsche Bank Asia Foundation

► db.com/asiapacific/cr

Deutsche Bank Middle East Foundation

| | |
|------------------|---------|
| Founded | 2008 |
| Commitments 2013 | €0.3 m. |

The Deutsche Bank Middle East Foundation celebrated its fifth anniversary in 2013. It focuses on funding investments in education, community development, sustainability and volunteering in the Middle East and North Africa countries. The foundation also carries out cultural events and is a great supporter of the regional art scene.

4th consecutive award for Deutsche Bank as "Patron of the Arts"

► db.com/mena/cr

Deutsche Bank Donation Fund

| | |
|------------------|----------|
| Founded | 1970 |
| Endowment funds | €10.6 m. |
| Commitments 2013 | €4.3 m. |

The Deutsche Bank Donation Fund in Stifterverband für die Deutsche Wissenschaft e.V. (Donors' Association for German Science) promotes scientific research and teaching at both the national and international level. The primary focus is on intensifying the dialogue between the worlds of research and practice.

€150 million

have been invested in science and research since 1970

► stiftungsfonds-deutsche-bank.de

Alfred Herrhausen Society

| | |
|------------------|---------|
| Founded | 1992 |
| Commitments 2013 | €3.2 m. |

The non-profit Alfred Herrhausen Society is the international forum of Deutsche Bank. In focus are new forms of governance as a response to the challenges of the 21st century. It works with international partners and future decision-makers, including policy, academia and business, to organize forums for discussion worldwide that are also accessible to a wide public audience. The society is dedicated to the work of Alfred Herrhausen, former spokesman of the Deutsche Bank Management Board, who advocated the idea of corporate responsibility in an exemplary manner until his assassination by terrorists in 1989.

4,500 attendees

have been present at Urban Age conferences since 2005

► alfred-herrhausen-society.org
► dbuaaward.com

Historical Association of Deutsche Bank

| | |
|------------------------------------|-------|
| Founded | 1991 |
| Number of members (end of 2013) | 2,041 |

The Historical Association of Deutsche Bank was founded as a non-profit organization dedicated to draw attention to the history of Deutsche Bank and the political, economic, and cultural environment in which banks operate. Via publications, lecture series and excursions, it pinpoints the interrelation between banking and pioneering innovations that sustainably influenced economic and social changes.

140th anniversary

of Deutsche Bank in London

► banking-history.com

Transatlantic Outreach Program (TOP)

| | |
|------------------|----------|
| Founded | 2001 |
| Endowment funds | €2.4 m. |
| Commitments 2013 | €0.15 m. |

TOP is a public-private initiative of Germany's Department of Foreign Affairs, the Goethe Institute, Deutsche Bank and other corporate partners, targeted at North American social studies educators and curriculum supervisors. TOP promotes education about Germany, encourages international dialogue and offers study tours that enable participants to experience modern Germany in person.

Almost 30,000 teaching materials

were distributed in 2013

► goethe.de/top

Imprint/Publications

Deutsche Bank Aktiengesellschaft
Taanusanlage 12
60262 Frankfurt am Main
Germany
Telephone: +49 6991000
deutsche.bank@db.com

Management/responsible for content
Dr. Sabine Miltner

Project coordination
Heike Hilbig, Christina Burmeister,
Pia Engel, Edith Pürschel, Tanja Haselmann

Design and Concept
HGB Hamburger Geschäftsberichte
GmbH & Co. KG
Rentzelstraße 10a
20146 Hamburg
Germany

Editorial
Context Europe
C26 Jack's Place
6 Corbet Place
London E1 6NN
UK

Editorial comment
All the information in this report has been compiled in good faith and with the greatest care from various sources. To the best of our knowledge, the information and data contained in this report reflect the truth. Nevertheless, we cannot assume liability for the correctness or completeness of the information provided herein.

The publisher has made an effort to clarify all reproduction rights. We kindly request that any possible retroactive claims be directed to corporate.responsibility@db.com.

Insofar as the masculine form is used in the content of this report, it is assumed that this refers to both genders on equal terms.

We would like to thank all colleagues and external partners for their friendly support in making this report possible.

This Corporate Responsibility Report 2013 is also available in German.

Contact
Deutsche Bank AG
Corporate Responsibility
corporate.responsibility@db.com
db.com/responsibility

Publications relating to the financial statements
— Annual Review 2013 (German/English)
— Financial Report 2013 (German/English)
— Corporate Responsibility Report 2013 (German/English)
— Annual Financial Statements and Management Report of Deutsche Bank AG 2013 (German/English)
— List of Advisory Council Members (German)

How to order
Order number: 003 83304 2513
E-mail: service-center@bertelsmann.de
Internet: deutsche-bank.de/13
Telephone: +49 1805 80 22 00
Fax: +49 1805 07 08 08
Postal address:
arvato logistics services
Bestellservice Deutsche Bank
Gottlieb-Daimler-Straße 1
33428 Harsewinkel
Germany

Online
All publications relating to our financial reporting are available at www.db.com/13.

Climate neutral
The greenhouse gas emissions of 31 t of CO₂ equivalents caused by production and distribution of this publication have been offset by investing in the Cruz Alta Bagasse Cogeneration Project, Brazil.



Photos
— Matthias Ziegler, cover and pages 14/15, 34/35, 56/57
— fotolia.com/vschlichting, front flap
— Deutsche Bank KunstHalle/Mathias Schormann, front flap and page 78
— Mario Andreyra, front flap and page 85
— Center for Financial Studies, front flap
— iStock.com/RoPXL, front flap
— Andreas Pohlmann, page 5
— fotolia.com/Trueeffelpix, page 27
— fotolia.com/Jörg Lantelme, page 40
— Tim Wegener, page 46
— iStock.com/STEEX, page 52
— Center for Financial Studies, page 75
— Tuca Viera, page 77

© 2014 Deutsche Bank AG
Reproduction in full or in part only with the publisher's prior written approval. Photos and copy to be credited to Deutsche Bank AG.

Selected goals

Goals 2012–2015

ES risk management

- ▶ Strengthen management of ESG risks by intensifying engagement on ESG issues with clients
- ▶ Proactive shaping of relationships with critical stakeholders with reference to controversial topics
- ▶ Optimization of ESG risk coverage in MIS and external reporting

Private and corporate clients

- ▶ Improving the governance structures within our Private & Business Clients division to strengthen our approach to sustainable and responsible banking

Asset management

- ▶ Establish ESG steering committee in Europe with working groups to:
 - Strengthen clients' knowledge of ESG topics
 - Further implement ESG factors into the investment process
 - Establish framework conditions through policies, anticipatory examination, and realization of relevant directives
 - Communicate ESG activities

Wealth management

- ▶ Extension of assets under management with responsible investments up to €650 million by 2015 (base €400 million as per September 30, 2011) within PWM business in Germany

Human resources

- ▶ Increase the commitment towards sustainability; integrate aspects of sustainability into the performance management process
- ▶ Continued commitment for DAX 30 declaration (more women in senior management positions; to be achieved by 2018)

Sustainable operations

- ▶ Continuation of low carbon strategy; continue integration of sustainability into standard operating procedures

Corporate citizenship

- ▶ Strategic review and strengthening of high impact corporate citizenship (CC) projects
- ▶ Increase stakeholder involvement in Deutsche Bank's corporate citizenship programs
- ▶ Strategic bundling of youth engagement programs under the Born to Be umbrella
- ▶ Foster social entrepreneurship
- ▶ Enhance visibility of corporate volunteers
- ▶ Further extend reach of art programs

Progress 2013

- A series of meetings with critical stakeholders
- Numerous interactions with clients involved in sensitive sectors
- Enhanced collaboration with various infrastructure functions
- Improvement of established ES risk escalation processes

- The Responsible Banking Committee continued to play a crucial role in the definition and monitoring of new products

- Formation of ESG Head Office responsible for all ESG activities for DeAWM, internationalized proxy voting guidelines, and published a White Paper on ESG
- Proxy voting meeting results are now reported one day after the annual general meetings on our website

- Goal reached in June 2013
- Assets under management with responsible investments have reached a volume of €823 million

- We manage the performance of employees in line with our Values and Beliefs, ensuring the future success of our business and the availability of diverse senior leaders to take the bank forward
- In 2013, the proportion of female senior executives increased to 18.7%, and the proportion of women of all officer titles rose to 31.1%

- Maintained carbon neutrality
- 5% reduction in total energy consumption
- 35% increase in global recycling ratio of total waste
- 7% reduction in office paper consumption

- Monitoring of all centrally and regionally managed CC programs via the Global Impact Tracking
- Public votings to select champions of the year (e.g. Land of Ideas, Sporthilfe, Volunteer Award)
- Alignment of Asia Pacific's and South Africa's portfolio
- Three new commitments via the Impact Investment Fund, launch of the Investment Readiness Initiative in Germany
- Global roll-out of Deutsche Bank's Volunteer Award
- Opening of Deutsche Bank KunstHalle with a record of 12,000 visitors in the first 48 hours

Deutsche Bank

| The Group at a glance | 2013 | 2012 |
|--|---------------------|---------------------|
| Share price at period end | €34.68 | €32.95 |
| Share price high | €38.73 | €39.51 |
| Share price low | €29.41 | €22.11 |
| Basic earnings per share | €0.67 | €0.28 |
| Diluted earnings per share | €0.65 | €0.27 |
| Average shares outstanding, in m., basic | 997 | 934 |
| Average shares outstanding, in m., diluted | 1,025 | 960 |
| Book value per basic share outstanding | €53.24 | €57.37 |
| Tangible book value per basic share outstanding | €39.69 | €42.26 |
| Pre-tax return on average shareholders' equity | 2.6% | 1.3% |
| Pre-tax return on average active equity ¹ | 2.6% | 1.4% |
| Post-tax return on average shareholders' equity | 1.2% | 0.5% |
| Post-tax return on average active equity | 1.2% | 0.5% |
| Cost/income ratio | 89.0% | 92.5% |
| Compensation ratio | 38.6% | 40.0% |
| Noncompensation ratio | 50.3% | 52.5% |
| In € m. | 2013 | 2012 |
| Total net revenues | 31,915 | 33,736 |
| Provision for credit losses | 2,065 | 1,721 |
| Total noninterest expenses | 28,394 | 31,201 |
| Income before income taxes | 1,456 | 814 |
| Net income | 681 | 316 |
| In € bn. | Dec 31, 2013 | Dec 31, 2012 |
| Total assets | 1,611 | 2,022 |
| Total Shareholders' equity | 54.7 | 54.0 |
| Common Equity Tier 1 capital ratio | 12.8% | 11.4% |
| Tier 1 capital ratio | 16.9% | 15.1% |
| Number | Dec 31, 2013 | Dec 31, 2012 |
| Branches | 2,907 | 2,984 |
| thereof in Germany | 1,924 | 1,944 |
| Employees (full-time equivalent) | 98,254 | 98,219 |
| thereof in Germany | 46,377 | 46,308 |
| Long-term rating | Dec 31, 2013 | Dec 31, 2012 |
| Moody's Investors Service | A2 | A2 |
| Standard & Poor's | A | A+ |
| Fitch Ratings | A+ | A+ |

¹We calculate this adjusted measure of our return on average shareholders' equity to make it easier to compare us to our competitors. We refer to this adjusted measure as our "Pre-tax return on average active equity." However, this is not a measure of performance under IFRS, and you should not compare our ratio based on average active equity to other companies' ratios without considering the differences in the calculation of the ratio. The items for which we adjust the average shareholders' equity of €56.1 billion for 2013 and €55.6 billion for 2012 are average dividends of €646 million in 2013 and €670 million in 2012, for which a proposal is accrued on a quarterly basis and which are paid after the approval by the Annual General Meeting following each year.

Corporate responsibility

Key figures

| | 2013 | 2012 | 2011 |
|--|------------------|------------------------|------------------------|
| Stakeholder feedback | | | |
| Sustainability ratings | | | |
| CDP Climate Performance Leadership Index 2013 (on a band from A to E) | 91/Band A | 90/Band A | 82/Band B ¹ |
| OEKOM research (on a scale from A+ to D-) | C/Prime | C/Prime | C/Prime |
| RobecoSAM (on a scale from 0 to 100) | 72 | 78 | 75 |
| Systainalytics (on a scale from 0 to 100) | 59 | 65 | 66 |
| Employee commitment index | n/a ² | 73 | 72 |
| External perception of Deutsche Bank as a responsible corporate citizen ³ in % | | | |
| Global | 51 | 49 | 54 |
| Germany | 76 | 82 | 76 |
| Our Controls Pages 17–33 | | | |
| Employees with completed compliance training in % | 97 | 87 | 97 |
| Number of transactions escalated to regional/divisional or Group Reputational Risk Committee | 106 | 102 | 99 |
| thereof due to environmental and social criteria | 7 | 16 | 9 |
| Our Business Pages 37–55 | | | |
| Assets under management integrating environmental, social, and governance factors in € bn. | | | |
| | 5.07 | 3.72 | 2.98 |
| Estimated cumulative financing to micro-borrowers since 1997 in US \$ bn. | 1.67 | 1.49 | 1.26 |
| Cumulative number of microloans financed since 1997 in m. | 3.8 | 3.2 | 2.8 |
| Sustainable investment funds in private and business client accounts in € m. | | | |
| Europe (excl. Germany) | 319 | 130 | 144 |
| Germany | 69 | 320 | 353 |
| KfW green loans granted to private clients in Germany in € m. | 501 | 470 | 507.8 |
| Green loans granted to private and business clients in Europe (excl. Germany) in € m. | 146 | 178.5 | 132 |
| Volume of infrastructure and energy asset financing in € bn. | 1.4 | 1.9 | 2.1 |
| Our Commitment | | | |
| Employees Pages 59–71 | | | |
| Gender diversity in % | | | |
| Female staff in total | 41.7 | 41.7 | 41.2 |
| Female staff (Non-Officers) | 31.1 | 30.8 | 29.7 |
| Female Managing Directors and Directors | 18.7 | 18 | 17.1 |
| Female members on Supervisory Board | 35 | 40 | 40 |
| Female members on Management Board | 0 | 0 | 0 |
| Voluntary staff turnover rate in % | 6.4 | 6.0 | 6.9 |
| Training expenses in € m. | 85 | 109 | 122 |
| Employees participating in the bank's volunteering programs in % | 25 | 24 | 24 |
| Total employee donations and matching by Deutsche Bank in € m. | 9.9 | 11.4 | 8.7 |
| Corporate citizenship Pages 72–81 | | | |
| Total investments in € m. | 78.2 | 82.7 | 83.1 |
| Participants in education projects | 411,121 | 1,322,026 ⁴ | 296,505 |
| Beneficiaries of social projects | 439,635 | 710,898 | n/a |
| People reached with Deutsche Bank's art and music programs | 1,211,495 | n/a | n/a |
| Visitors at Deutsche Bank KunstHalle, Berlin | 125,000 | 153,702 ⁵ | 123,737 ⁵ |
| Participants in the Education Programme of the Berliner Philharmoniker | 4,222 | 6,235 | 5,019 |
| Environment Pages 82–88 | | | |
| Net GHG emissions in t CO ₂ ⁶ | 348,986 | 386,021 | 369,330 |
| Renewable energy as % of total energy use | 79 | 67 | 74 |

¹CDP rating.

²Not conducted in 2013 due to review in line with Values and Beliefs.

³Representative global B2B survey in 16 countries; top 2 ratings on a 5-point scale.

⁴Due to innovative Web-based educational projects with a substantially higher reach.

⁵Visitors at the Deutsche Guggenheim, Berlin.

⁶Net GHG emissions include RECs and renewables. Fully offset by retired CERs (Certified Emissions Reductions) since 2012.

Corporate annual reporting

The Corporate Responsibility Report is part of Deutsche Bank's annual reporting publications presenting the bank's performance and initiatives in 2013. It complements the Annual Review and the Financial Report and focuses on how we provide value for our stakeholders: shareholders, clients, employees and society – and describes how we are making our business more sustainable.

Annual Review 2013



- ▶ Print version
- ▶ PDF download
- ▶ Online version:
db.com/13

Financial Report 2013



- ▶ Print version
- ▶ PDF download
- ▶ Online version:
db.com/13

Corporate
Responsibility
Report 2013



- ▶ Print version
- ▶ PDF download
- ▶ Web special:
db.com/cr