

Deutsche Bank



Deutsche Bank  
Mortgage Pfandbrief  
Cover Pool Update – January 2019

Treasury

# DB Mortgage Pfandbrief Cover Pool - Overview

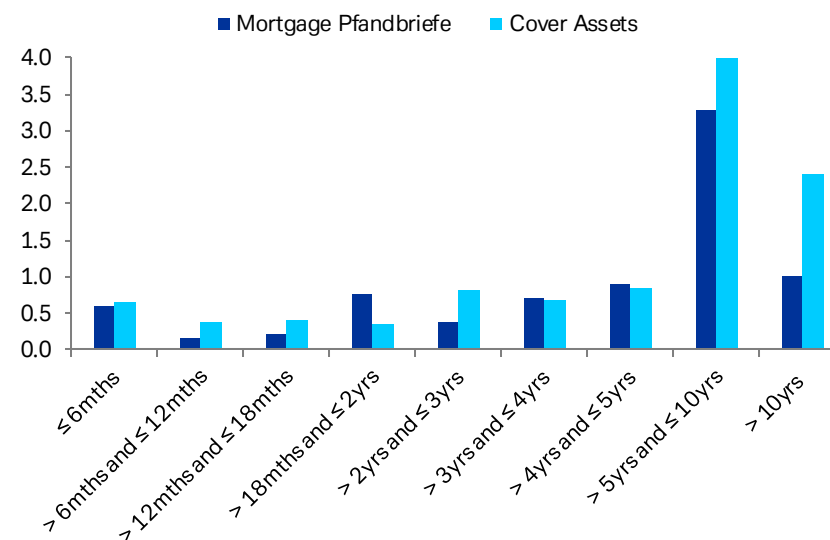


## Mortgage Cover Pool – Key figures

Cover Pool	4Q 2017	3Q 2018	4Q 2018
Pfandbrief Outstanding	EUR 7.5 bn	EUR 7.9 bn	EUR 8.0 bn
Cover Pool Outstanding	EUR 9.9 bn	EUR 10.2 bn	EUR 10.5 bn
OC (as % of Outstanding Bonds)	30.79%	29.17%	31.47%
Liquid OC	EUR 905 mn	EUR 282 mn	EUR 471 mn
Number of loans	88,710	98,726	99,533
Volume weighted average in years of the maturity that has passed since the loan was granted	4.67	4.71	4.77
Total pool weighted avg. Loan-to-Value (LTV) ratio	53.41%	53.33%	53.26%
Payments >= 90 days overdue	0%	0%	0%
Euro denominated loans	100%	100%	100%
Euro denominated Pfandbriefe	100%	100%	100%
Property Country	100% Germany	100% Germany	100% Germany
Rating			
Moody's	Aaa	Aaa	Aaa

## Maturity Profile (as of 31 December 2018)

In EUR bn



Note: Figures may not add up due to rounding differences

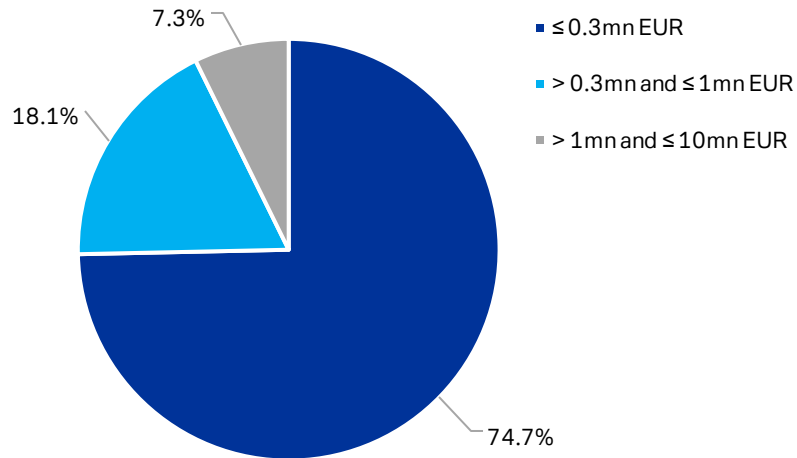


# DB Mortgage Pfandbrief Cover Pool (as of 31 December 2018)

## Loan Size and Type of Use

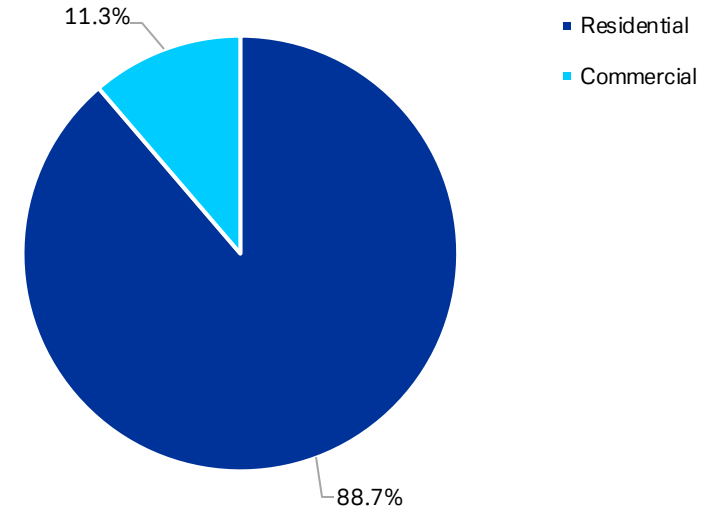
### Mortgage Loans – Size by Nominal Value

In %



### Mortgage Loans by type of use

In %



Note: Figures may not add up due to rounding differences

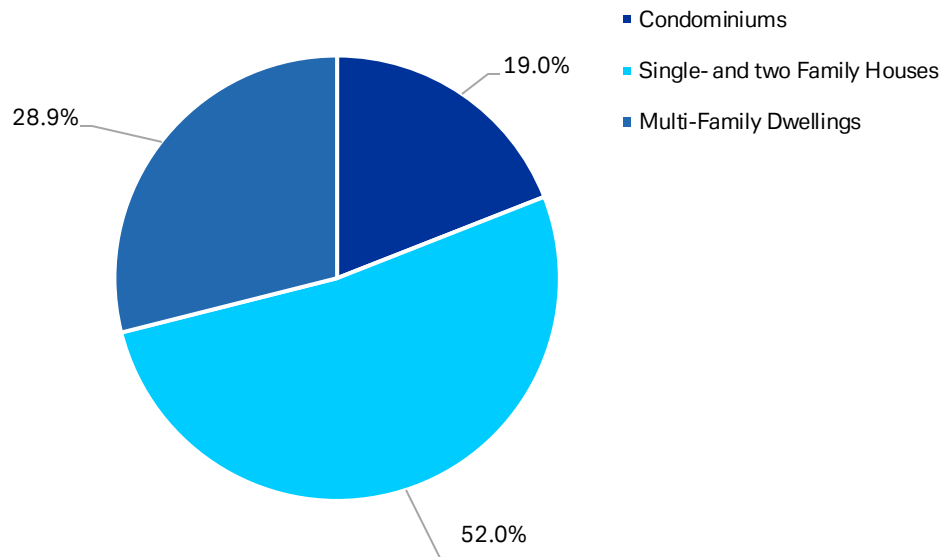


# DB Mortgage Pfandbrief Cover Pool (as of 31 December 2018)

## Mortgage Loans by Property Type

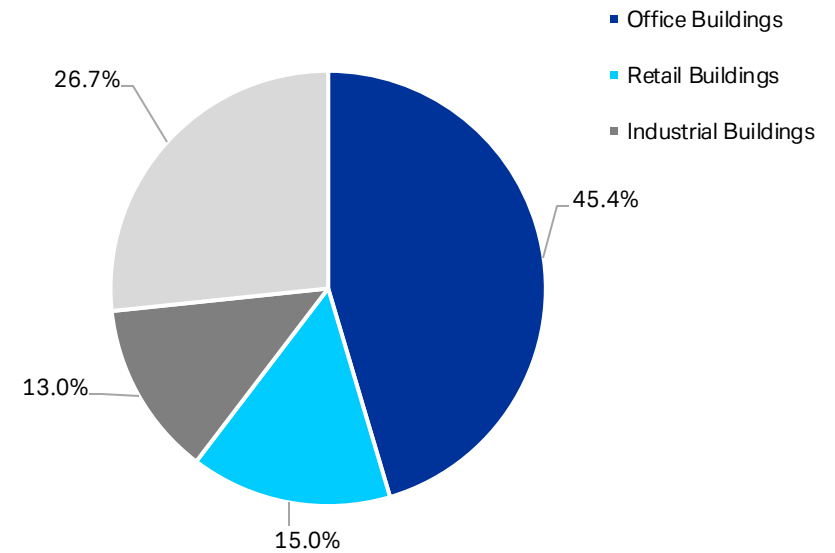
### Mortgage Loans by Property Type (Residential)

In %



### Mortgage Loans by Property Type (Commercial)

In %



Note: Figures may not add up due to rounding differences

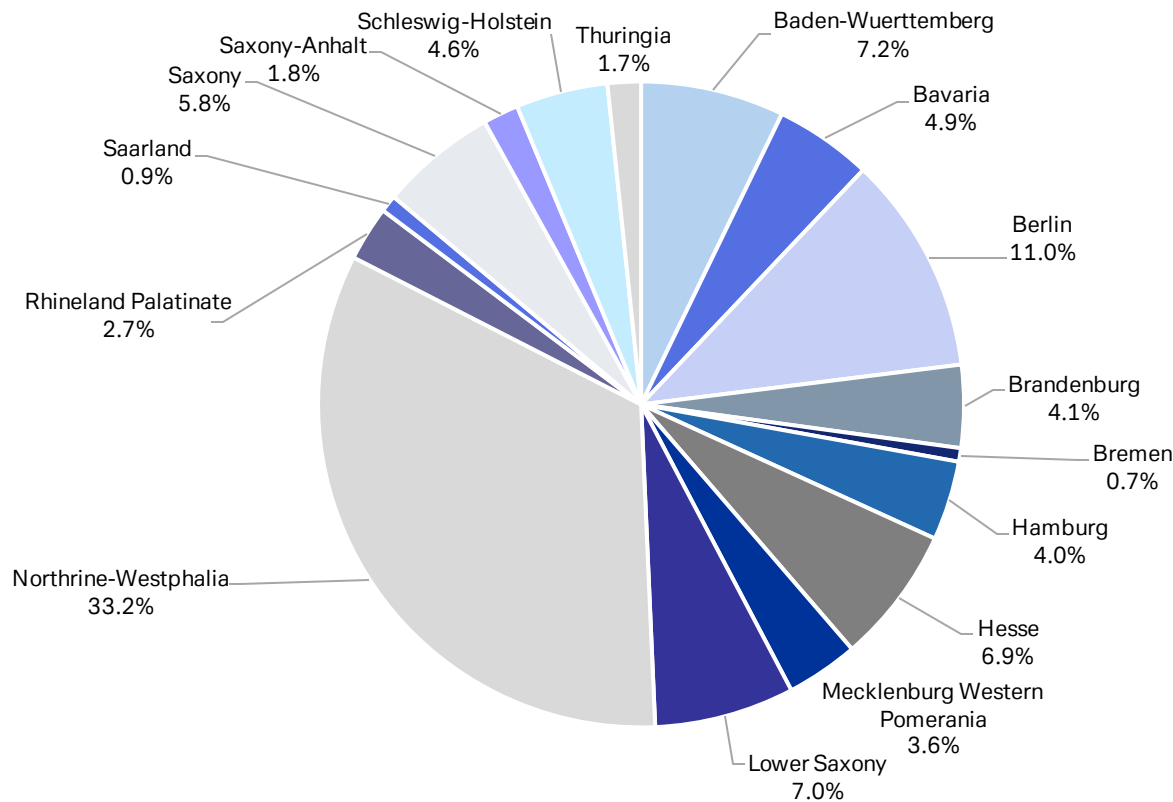


# DB Mortgage Pfandbrief Cover Pool (as of 31 December 2018)

Focus on German prime residential mortgages

## Mortgage Loans – Regional distribution

In %



Note: Figures may not add up due to rounding differences